



ITA Vendor Performance Report

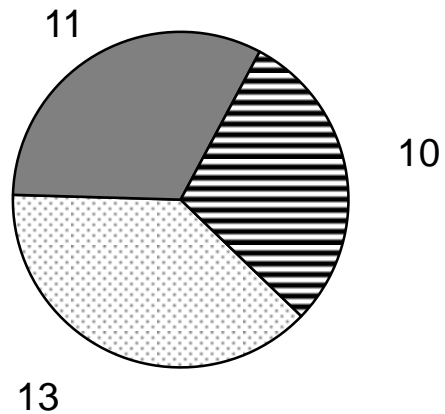
Note: All data contained in this report is current through June 30th, 2020, with subsequent adjustments by the vendor-providers, for students graduating from ITA programs between July 1st, 2018 and June 30th, 2020. This report is subject to periodic updates as more students graduate from their programs and seek or obtain employment, and as data is further shared by the vendor-providers.

Definitions of Terms used in this Report

Successful Completion	The sum total of all students who have completed the program successfully, without failing or dropping out.
Awaiting Placement	The sum total of all students who have completed the program successfully and as of the run-date of this report, remain within the 180 day window to be placed, and have not yet been placed in a training related job. Note: Students who are within the 180-day window, but who have already been placed in a training related job, do not count in this number. Students placed in a non-training-related job but who are still within the 180 day window do count here, as there is still time for the provider to place them in a training related field.
Placed	The sum total of all students who, either while still within training, or within the 180 day window following training, were placed in a training-related job. A score of 'Pending' in this column means that no students have currently graduated and reached the end of the 180-day window for placement, or been placed early.
Not Placed	The sum total of all students who have exceeded the 180-day window, and were not placed in a training-related job.
Place %	The percentage of all placed students over the sum total of placed and not-placed students.
	<p><i>It is important to note that only those programs which have reached 10 total students in the placed and not-placed categories -- i.e., those which have had at least 10 students graduate successfully and then count towards the denominator of the placement percentage measure -- will be at risk for retention or temporary cancellation.</i></p> <p><i>Furthermore, a program will not show on this report if it is not currently on the ITA Training Program list or has no successful completers/graduates as of the date of the running of this report.</i></p>

Note: This is not the same as our overall Performance Report. This report looks carefully at the 180-day requirement for placement credit for the ITA Vendor and whether a placement is related to the training received. We continue to work with customers after 180 days and they may be placed in a training-related job, which accounts for the difference between this report and our overall performance report.

ITA Report Card for *Atlantic Technical College* Program Performance


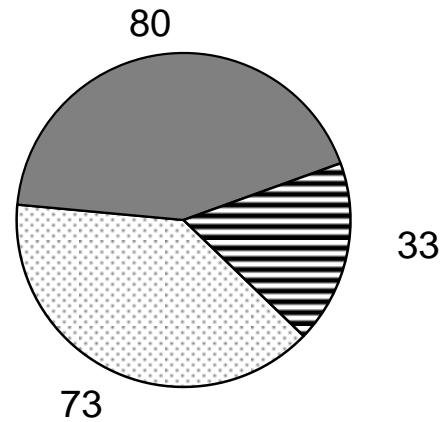


<u>Performance Breakdown by Program</u>					
Program Name	Successful Completion	Awaiting Placement	Placed	Not Placed	Place %
Accounting Operations	2	1	1	0	100%
Air Conditioning, Refrigeration And Heating Technology	5	0	3	2	60%
Commercial Foods And Culinary Arts	3	1	0	2	0%
Database Application Development & Programming	3	1	0	2	0%
Dental Assisting Technology And Management	1	0	1	0	100%

Performance Breakdown by Program

Program Name	Successful Completion	Awaiting Placement	Placed	Not Placed	Place %
Electricity	1	0	1	0	100%
Medical Administrative Specialist	3	2	0	1	0%
Medical Assisting	1	0	0	1	0%
Medical Coder/Biller	1	0	1	0	100%
Practical Nursing	10	6	2	2	50%
Web Development	1	1	0	0	N/A
Welding Technology	3	1	2	0	100%
	Successful Completion	Awaiting Placement	Placed	Not Placed	
	Totals	34	13	11	10

ITA Report Card for *Broward College* Program Performance



Performance Breakdown by Program

Program Name	Successful Completion	Awaiting Placement	Placed	Not Placed	Place %
Accounting and Related Services, OT	1	0	1	0	100%
Accounting Applications	1	0	1	0	100%
Accounting Technology	3	2	0	1	0%
Accounting Technology Management	1	0	1	0	100%
Aircraft Airframe Mechanics	3	0	0	3	0%
Business Administration	12	7	2	3	40%
Comp TIA certification	1	1	0	0	N/A
Computer Information Technology	3	2	0	1	0%


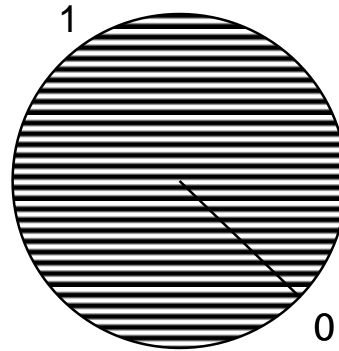
Performance Breakdown by Program

Program Name	Successful Completion	Awaiting Placement	Placed	Not Placed	Place %
Computer Programming & Analysis	1	0	0	1	0%
Computer Systems Analysis/Analyst	1	1	0	0	N/A
Computer Systems Specialist	3	3	0	0	N/A
Criminal Justice Emphasis	8	5	1	2	33%
Dental Assisting	5	2	2	1	67%

Performance Breakdown by Program

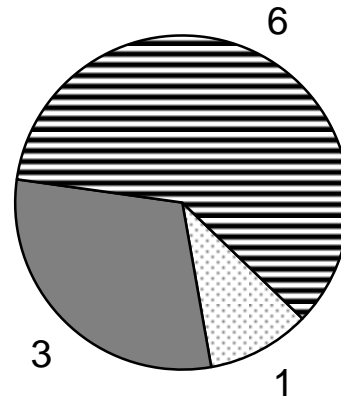
Program Name	Successful Completion	Awaiting Placement	Placed	Not Placed	Place %
Dental Hygiene	6	0	4	2	67%
Engineering Technology	2	2	0	0	N/A
Florida 3	1	0	0	1	0%
Graphic Design Technology	6	3	2	1	67%
Health Information and Informatics Technology	4	2	0	2	0%
Information Technology Support Analyst	1	0	0	1	0%
Medical Assisting	2	0	1	1	50%
Network Enterprise Administration (MCSE)	2	0	0	2	0%
Network Server Administration MCSA	1	0	1	0	100%
Nursing	92	31	57	4	93%
Office Administration	3	2	0	1	0%
Paralegal Studies (Legal Asst)	6	1	4	1	80%
Pharmacy Technician	2	1	1	0	100%
Physical Therapist Assistant	4	1	0	3	0%
Physical Therapy Technician/Assistant	2	2	0	0	N/A
Radiation Therapy	2	0	2	0	100%
Radiography	2	1	0	1	0%
Real Estate Commission I	1	0	0	1	0%
Registered Nursing/Registered Nurse	1	1	0	0	N/A
Respiratory Care	2	2	0	0	N/A
Vision Care Technology/Opticianry	1	1	0	0	N/A
	Successful Completion	Awaiting Placement	Placed	Not Placed	
Totals	186	73	80	33	

ITA Report Card for *City College* Program Performance




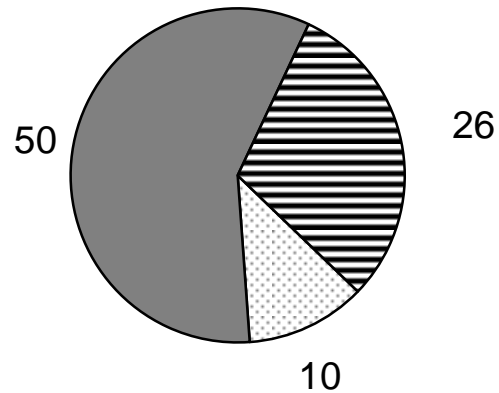
<u>Performance Breakdown by Program</u>					
Program Name	Successful Completion	Awaiting Placement	Placed	Not Placed	Place %
Medical Office Administration	1	0	0	0	N/A
	Successful Completion	Awaiting Placement	Placed	Not Placed	
	Totals	1	0	0	1

ITA Report Card for *Concorde Career Institute* Program Performance



<u>Performance Breakdown by Program</u>					
Program Name	Successful Completion	Awaiting Placement	Placed	Not Placed	Place %
Dental Assistant	1	0	0	1	0%
Medical Assistant.	1	1	0	0	N/A
Medical Office Administration	1	0	0	1	0%
Pharmacy Technician	1	0	0	1	0%
Physical Therapist Assistant	2	0	1	1	50%
Physical Therapy Assistant	1	0	0	1	0%
Respiratory Therapy	3	0	2	1	67%
	Successful Completion	Awaiting Placement	Placed	Not Placed	
Totals	10	1	3	6	

ITA Report Card for *Florida Atlantic University* Program Performance


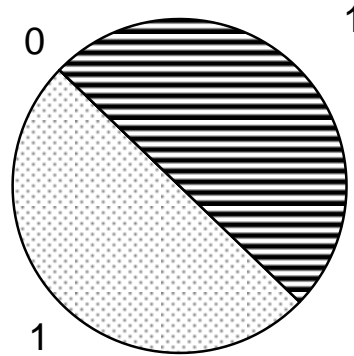


Program Name	Successful Completion	Awaiting Placement	Placed	Not Placed	Place %
Certified Internal Auditor	1	0	0	1	0%
Certified Professional in Supply Mgmt	1	0	0	1	0%
Executive Certificate in Project Management	6	2	0	4	0%
Executive Certificate in Project Management + Six Sigma Green Belt	49	5	40	4	91%
Intro to Project Management	2	0	0	2	0%
PMP Prep	3	0	0	3	0%
PMP Prep 35 Hrs + Six Sigma Green Belt	1	0	1	0	100%
Sales and Marketing Management	1	0	0	1	0%
Six Sigma Black Belt	3	0	1	2	33%

Program Name	Successful Completion	Awaiting Placement	Placed	Not Placed	Place %
Six Sigma Green + Black Belt	14	3	8	3	73%


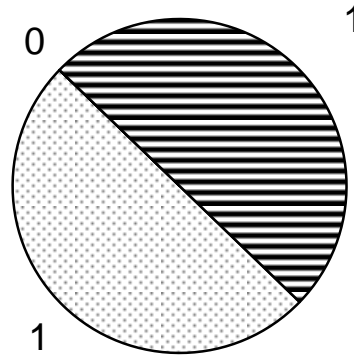
Program Name	Successful Completion	Awaiting Placement	Placed	Not Placed	Place %
Six Sigma Green Belt	4	0	0	4	0%
The Executive Certificate in Project Management	1	0	0	1	0%
Totals	86	10	50	26	

ITA Report Card for *International College of Health Science* Program Performance



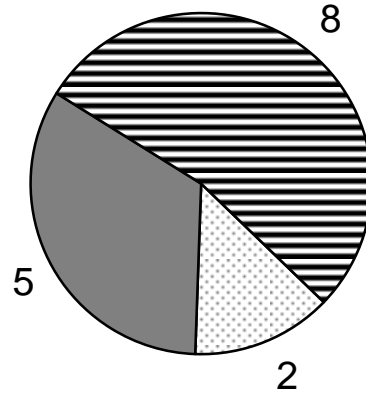
<u>Performance Breakdown by Program</u>					
Program Name	Successful Completion	Awaiting Placement	Placed	Not Placed	Place %
Nursing	2	1	0	1	0%
	Successful Completion	Awaiting Placement	Placed	Not Placed	
Totals	2	1	0	1	

ITA Report Card for *International Institute for Health Care Professionals* Program Performance



<u>Performance Breakdown by Program</u>					
Program Name	Successful Completion	Awaiting Placement	Placed	Not Placed	Place %
Practical Nursing	2	1	0	1	0%
	Successful Completion	Awaiting Placement	Placed	Not Placed	
	Totals	2	1	0	1

ITA Report Card for *McFatter Technical College* Program Performance



Performance Breakdown by Program

Program Name	Successful Completion	Awaiting Placement	Placed	Not Placed	Place %
Accounting Operations	1	0	1	0	100%
Applied Cyber Security	1	0	0	1	0%
Applied Welding Technologies	2	0	2	0	100%
Drafting	1	0	0	1	0%
Medical Assisting	1	0	1	0	100%
Network Support Services(Blended Classroom/Online)	1	1	0	0	N/A
Pharmacy Technician	1	0	1	0	100%
Printing & Graphic Arts	2	0	0	2	0%
Television Production	2	0	0	2	0%
Web Development	3	1	0	2	0%

Performance Breakdown by Program

Program Name

**Successful
Completion
Successful
Completion**

**Awaiting
Placement
Awaiting
Placement**

**Placed
Placed**

**Not
Placed
Not
Placed**

Place %

Totals

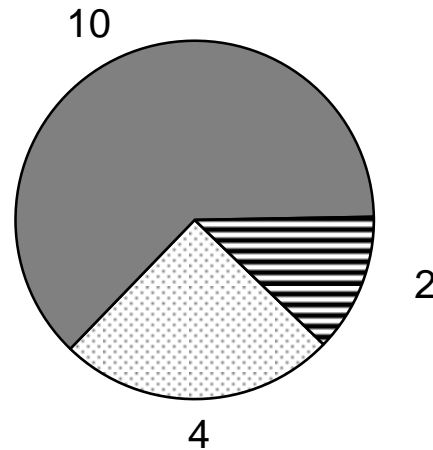
15

2

5


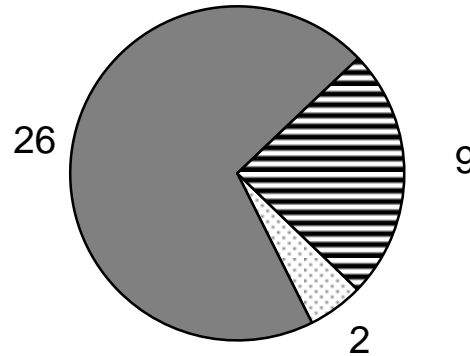
8

ITA Report Card for *Miami-Dade College* Program Performance




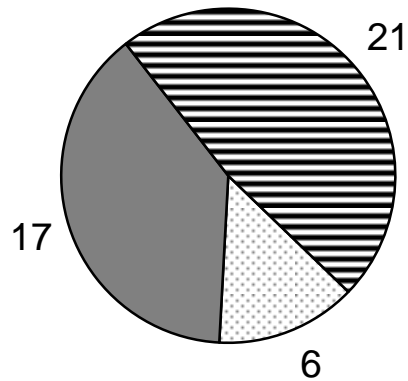
<u>Performance Breakdown by Program</u>					
Program Name	Successful Completion	Awaiting Placement	Placed	Not Placed	Place %
Medical Laboratory Technician	1	0	1	0	100%
Nursing	10	4	6	0	100%
Nursing Accelerated Option (AS)	1	0	1	0	100%
Registered Nursing	4	0	2	2	50%
	Successful Completion	Awaiting Placement	Placed	Not Placed	
Totals	16	4	10	2	

ITA Report Card for *New Horizons Computer Learning Centers* Program Performance



<u>Performance Breakdown by Program</u>					
Program Name	Successful Completion	Awaiting Placement	Placed	Not Placed	Place %
Cisco Certified Network Associate (CCNA) Preparatory	2	0	2	0	100%
Help Desk	25	0	18	7	72%
Networking Professional	10	2	6	2	75%
	Successful Completion	Awaiting Placement	Placed	Not Placed	
Totals	37	2	26	9	

ITA Report Card for *The PC Professor* Program Performance


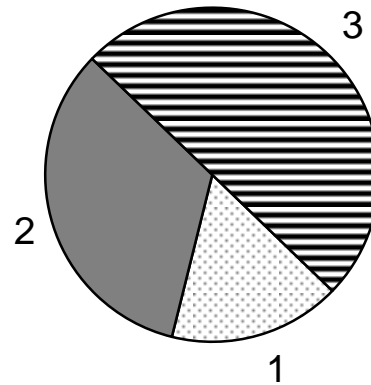


Performance Breakdown by Program

Program Name	Successful Completion	Awaiting Placement	Placed	Not Placed	Place %
Cisco Certified Network Administrator (CCNA)	2	0	1	1	50%
Computer Repair (A+/N+) 2	8	2	1	5	17%
Computer Software Applications	13	1	7	5	58%
MCDBA (Microsoft Certified Database Administrator)	6	0	4	2	67%
MCP	2	0	1	1	50%
MCSA	7	3	1	3	25%
MCSD (Microsoft Certified Solutions Developer)	2	0	1	1	50%
Webmaster	4	0	1	3	25%


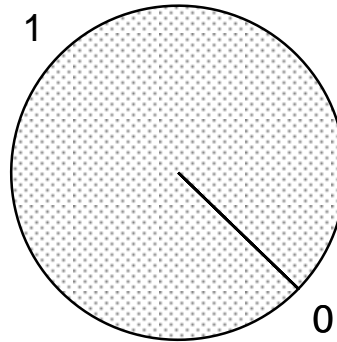
	Successful Completion	Awaiting Placement	Placed	Not Placed
Totals	44	6	17	21

ITA Report Card for *Private Investigator Training Institute* Program Performance




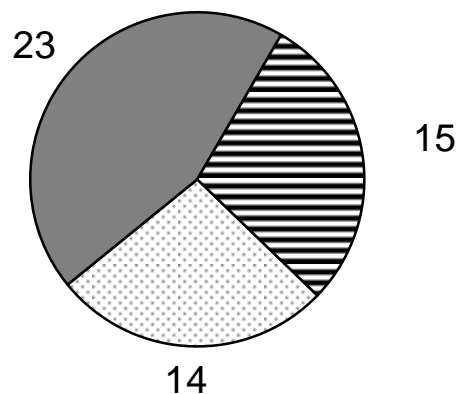
<u>Performance Breakdown by Program</u>					
Program Name	Successful Completion	Awaiting Placement	Placed	Not Placed	Place %
Professional Investigator	6	1	2	3	40%
Totals	6	1	2	3	

ITA Report Card for *Ruby's Academy for Health Occupations* Program Performance



<u>Performance Breakdown by Program</u>					
Program Name	Successful Completion	Awaiting Placement	Placed	Not Placed	Place %
Practical Nursing	1	1	0	0	N/A
	Successful Completion	Awaiting Placement	Placed	Not Placed	
	Totals	1	1	0	0

ITA Report Card for *Sheridan Technical College* Program Performance



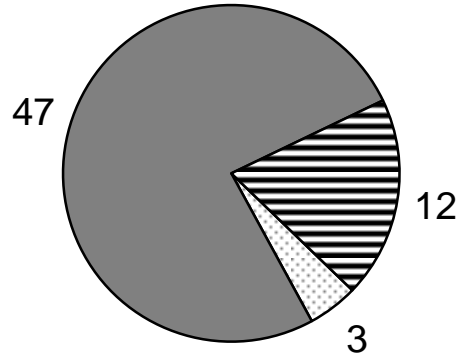
Performance Breakdown by Program

Program Name	Successful Completion	Awaiting Placement	Placed	Not Placed	Place %
Air Conditioning, Refrigeration And Heating Technology	9	3	4	2	67%
Automotive Service Technology	3	0	1	2	33%
Carpentry	1	0	0	1	0%
Commercial Foods And Culinary Arts	3	0	2	1	67%
Commercial Vehicle Driving	14	2	11	1	92%
Legal Administrative Specialist	1	1	0	0	N/A
Massage Therapy	1	0	1	0	100%
Network Systems Administration	2	1	0	1	0%
Practical Nursing	12	5	4	3	57%

Performance Breakdown by Program

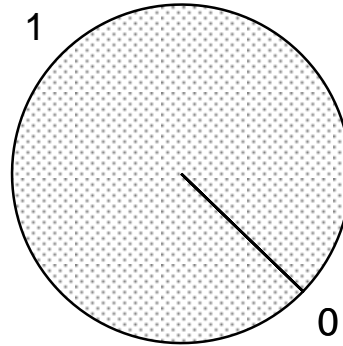
Program Name	Successful Completion	Awaiting Placement	Placed	Not Placed	Place %
Surgical Technology	1	0	0	1	0%
Web Development (Online)	5	2	0	3	0%
	Successful Completion	Awaiting Placement	Placed	Not Placed	
Totals	52	14	23	15	

ITA Report Card for *South Florida Academy of Air Conditioning* Program Performance



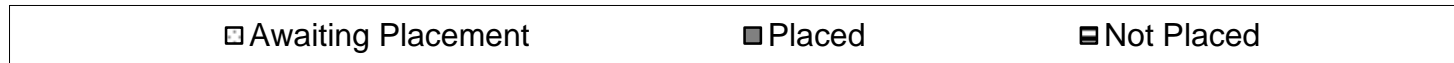
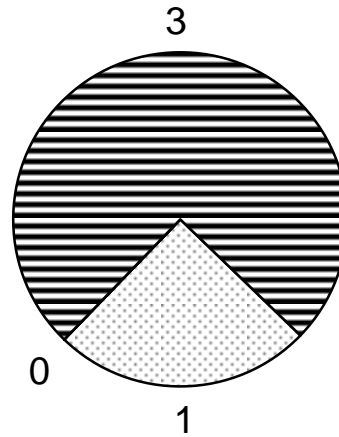
<u>Performance Breakdown by Program</u>					
Program Name	Successful Completion	Awaiting Placement	Placed	Not Placed	Place %
HVAC Technician	30	0	23	7	77%
HVAC: Residential and Light Commercial Technician	32	3	24	5	83%
Totals	62	3	47	12	

ITA Report Card for *Southeastern College* Program Performance




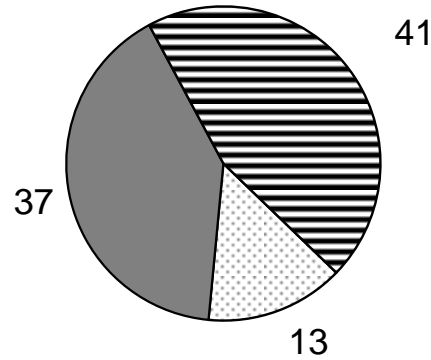
<u>Performance Breakdown by Program</u>					
Program Name	Successful Completion	Awaiting Placement	Placed	Not Placed	Place %
Registered Nurse Bridge Program	1	1	0	0	N/A
	Successful Completion	Awaiting Placement	Placed	Not Placed	
	Totals	1	1	0	0

ITA Report Card for *Sullivan & Cogliano* Program Performance



<u>Performance Breakdown by Program</u>					
Program Name	Successful Completion	Awaiting Placement	Placed	Not Placed	Place %
CCNA A+/ Network + AAL	2	0	0	2	0%
Office Professional	2	1	0	1	0%
Totals	4	1	0	3	

ITA Report Card for *The Academy of South Florida* Program Performance



<u>Performance Breakdown by Program</u>					
Program Name	Successful Completion	Awaiting Placement	Placed	Not Placed	Place %
Application Architect Professional_Diploma	3	3	0	0	N/A
Application Architect Program	66	7	26	33	44%
Information Technology Professional_Diploma	2	0	0	2	0%
Project Manager Professional (Security+, Project+, and PMP)	10	2	6	2	75%
Virtualization Professional_Diploma	4	0	2	2	50%
Webmaster	6	1	3	2	60%
	Successful Completion	Awaiting Placement	Placed	Not Placed	
Totals	91	13	37	41	