
Visitors Training

CareerSource Broward

Step 1

Register to the Virtual Fair



[English](#)

[Open Fair](#)

[Register](#)

 [Register / Login](#) ▼

CAREERSOURCE BROWARD'S

VIRTUAL JOB FAIR

CareerSource Broward is excited to offer a virtual job fair with access to employers hiring for various in-demand occupations. To access our virtual booths, please register and complete your profile by clicking the button below!

[Register Now!](#)



Step 2

Fill in the registration form. Once that's done, you can upload your resume if you have one and add your picture. Be aware that if you register with the mobile phone you won't be able to upload the resume until the fair goes live.



[English](#)

[Open Fair](#)

[Register](#)

 [Register / Login](#) ▼

Virtual Fair Register

ACCOUNT

Fill in your personal data

Name* (max. 40 characters)

Last name* (max. 255 characters)

Email* (max. 40 characters)

Password* (max. 40 characters)

Confirm Password* (max. 40 characters)

City*


State*

Highest Level of Education

Industry

Step 3

Once the registration is completed, you will receive a confirmation e-mail



easyvirtualfair.com

THANK YOU FOR SIGNING UP!



Now you can log in with the following credentials:

mmanzanas+9@easyvirtualfair.com


<https://csbdvirtualjobfair.easyvirtualfair.com>

This virtual show has been created with **EasyVirtualFair**.

If you're planning an online event at your company, university, association... or if you want to create a new business line around virtual events, visit us at www.easyvirtualfair.com

Step 4

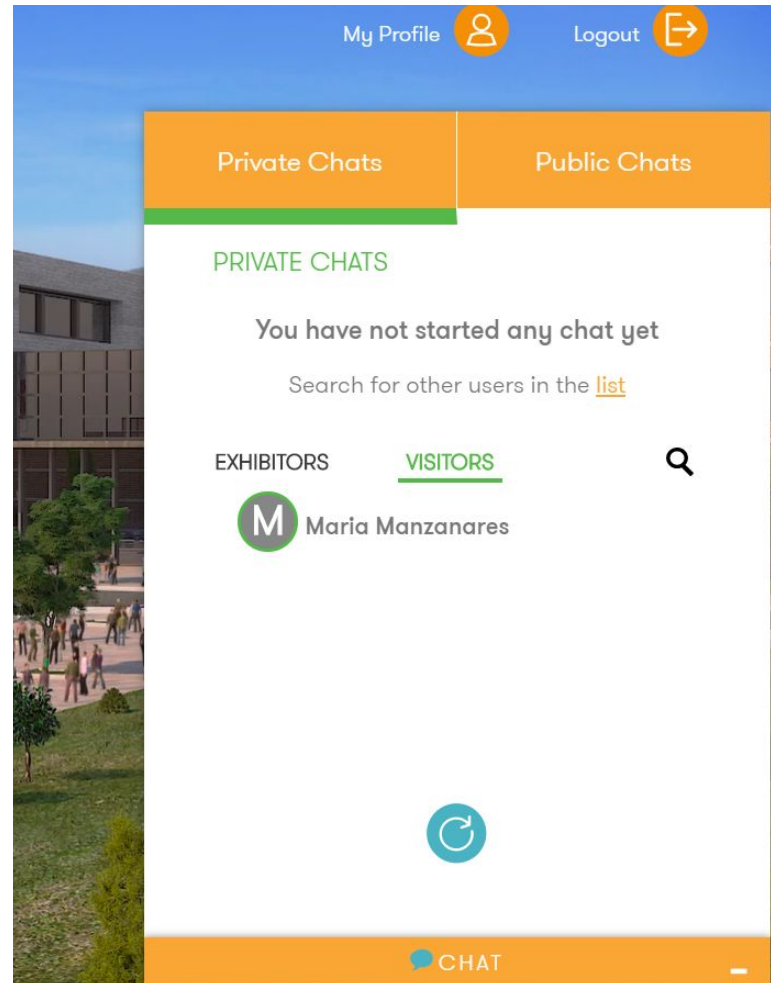
When the fair goes live, you can login with your e-mail and password



The screenshot displays a virtual job fair interface. On the left, a 3D rendering of a modern brick building is shown with several banners that read "CareerSource BROWARD". The scene is populated with many small human figures, suggesting a busy virtual environment. A yellow circular button with a downward arrow is visible at the bottom center of the rendering. On the right, a white login panel is overlaid. It features a "User" label above an empty text input field, followed by a "Password" label above another empty text input field. Below the password field, there is a link that says "Forgot password? Click here". A prominent orange "LOGIN" button is centered below the input fields. At the bottom of the login panel, there is a link that says "If you are not registered yet Click here". At the very bottom of the interface, an orange bar contains a "CHAT" button with a speech bubble icon and a small minus sign.

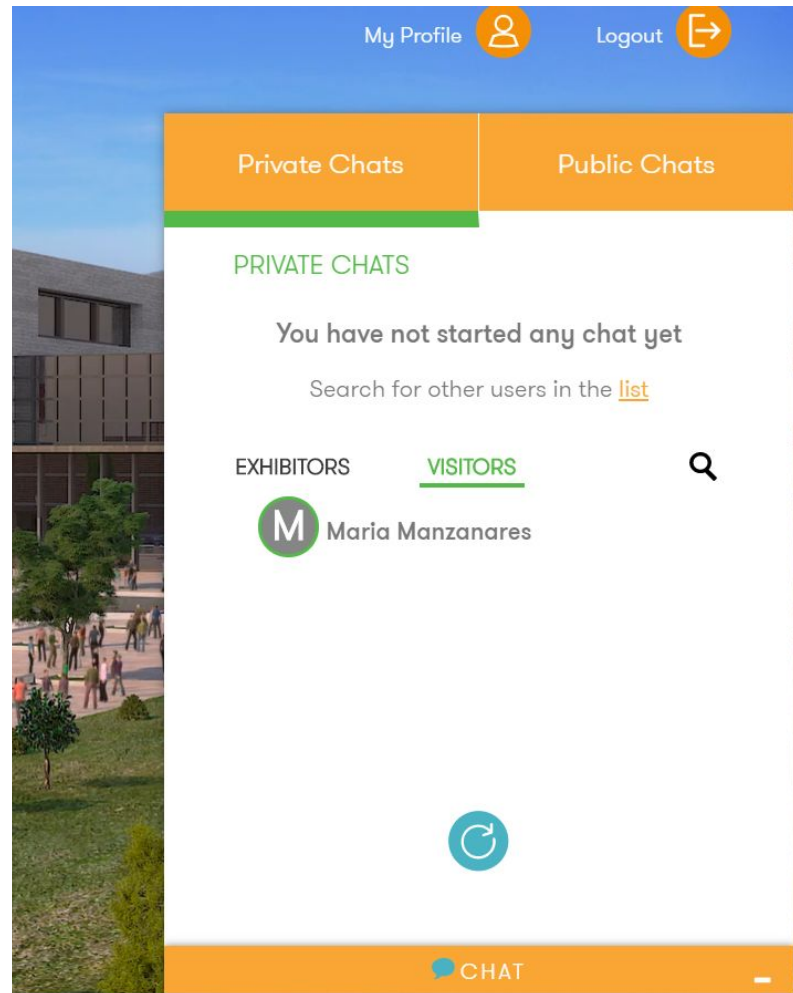
Step 5

When you log in you will notice our integrated chat feature. You will be located under the visitors tab. Click on the exhibitors tab to chat with them. Only the exhibitors that are online will appear on the list.



Step 6

You can use a one to one private chat with each recruiter or choose the shared public chat. You can have more than one conversation at the same time.



Step 7

You can also navigate through the fair to see the different companies and everything they have to offer. Just by clicking into the company you will be able to enter their booth.

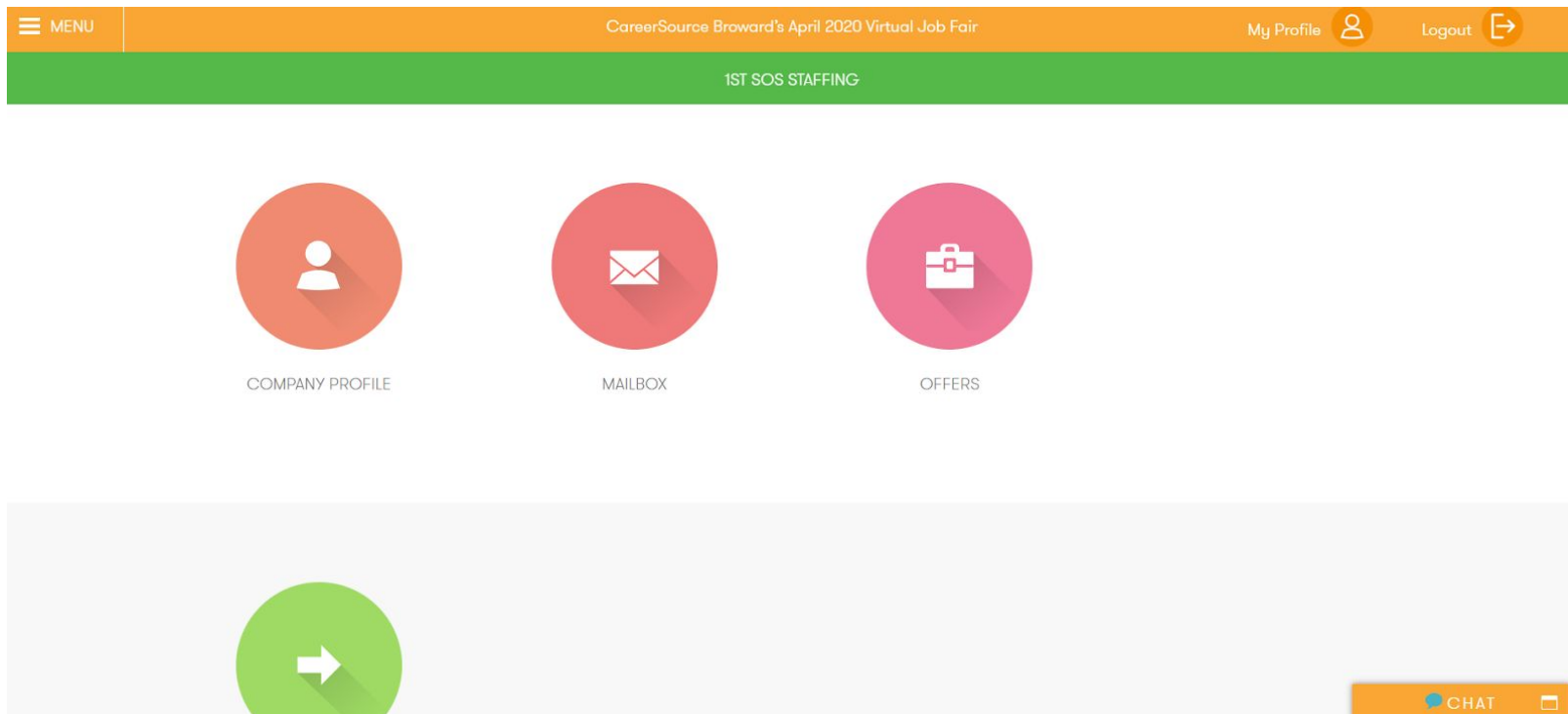
The screenshot displays a 'Virtual Job Fair' interface. At the top, there is a blue header with the text 'Virtual Job Fair' and a green bar below it labeled 'SHOWFLOOR'. Below the 'SHOWFLOOR' bar, there is a search and filter section with a search input field labeled 'Search...', a 'Status' dropdown menu, an 'Offers' dropdown menu, a search icon, and a refresh icon. The main area contains a grid of eight company booths, each with a logo and a name. The booths are: 1st SOS Staffing (3 Offers), Almighty Protection Services 2 LLC (1 Offers), BransMart USA (5 Offers), Career Source Broward (4 Offers), Coca-Cola, Hilton, A YARD ABOVE, and MiCASA SENIOR LIVING. A 'CHAT' button is visible in the bottom right corner.

Company Logo	Company Name	Number of Offers
	1st SOS Staffing	3 Offers
	Almighty Protection Services 2 LLC	1 Offers
	BransMart USA	5 Offers
	Career Source Broward	4 Offers
	Coca-Cola	
	Hilton	
	A YARD ABOVE	
	MiCASA SENIOR LIVING	

Step 8

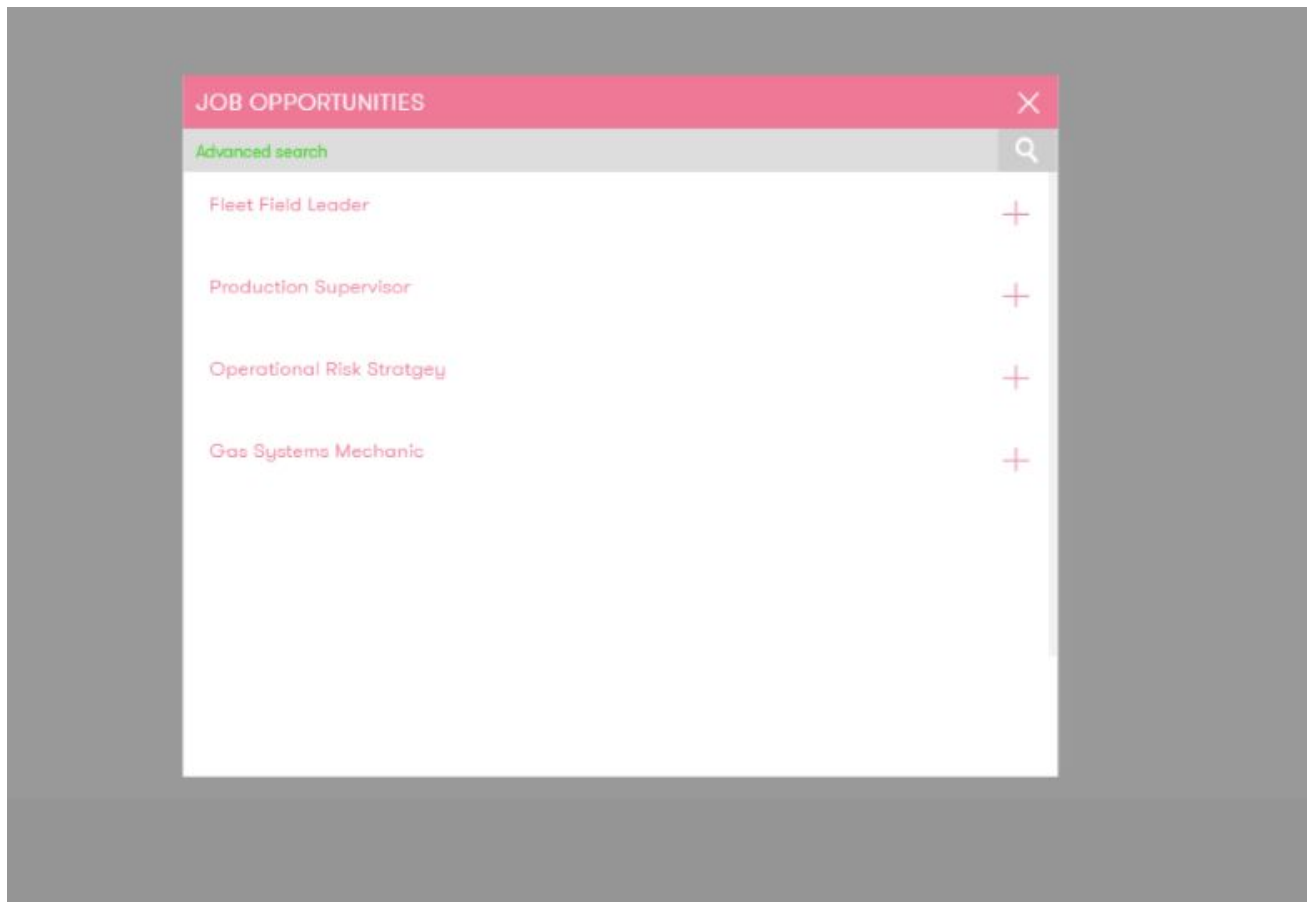
Here you can:

- View the Company profile
- View job opportunities
- Connect to their social media
- Download attachments
- Message recruiters
- View their videos



Step 9

Apply to a job by first clicking on the "I'm interested" button. Then you have to click "back" and apply as it states on the "Method of application" the recruiter will be notified that you showed interest in this position. You will also receive an email stating that you have shown interest to the job opportunity.



Step 10

Click the menú button on the top left corner to navigate through the platform. Here you can visit different halls and view all the available jobs in the fair.

