



CareerSource
BROWARD

ITA Vendor Performance Report


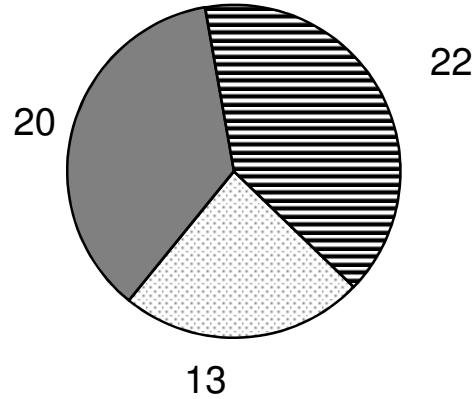
Note: All data contained in this report is current through Dec 31 2018, with subsequent adjustments by the vendor-providers, for students graduating from ITA programs between Jan 1, 2017 and Dec 31, 2018. This report is subject to periodic updates as more students graduate from their programs and seek or obtain employment, and as data is further shared by the vendor-providers.

Definitions of Terms used in this Report

Successful Completion	The sum total of all students who have completed the program successfully, without failing or dropping out.
Awaiting Placement	The sum total of all students who have completed the program successfully and as of the run-date of this report, remain within the 180 day window to be placed, and have not yet been placed in a training related job. Note: Students who are within the 180-day window, but who have already been placed in a training related job, do not count in this number. Students placed in a non-training-related job but who are still within the 180 day window do count here, as there is still time for the provider to place them in a training related field.
Placed	The sum total of all students who, either while still within training, or within the 180 day window following training, were placed in a training-related job. A score of 'Pending' in this column means that no students have currently graduated and reached the end of the 180-day window for placement, or been placed early.
Not Placed	The sum total of all students who have exceeded the 180-day window, and were not placed in a training-related job.
Place %	The percentage of all placed students over the sum total of placed and not-placed students.
	<p><i>It is important to note that only those programs which have reached 10 total students in the placed and not-placed categories -- i.e., those which have had at least 10 students graduate successfully and then count towards the denominator of the placement percentage measure -- will have recommendations made on them to the board for possible retention or temporary cancellation.</i></p> <p><i>Furthermore, a program will not show on this report if it is not currently on the ITA Training Program list or has no successful completers/graduates as of the date of the running of this report.</i></p>

Note: This is not the same as our overall Performance Report. This report looks carefully at the 180-day requirement for placement credit for the ITA Vendor and whether a placement is related to the training received. We continue to work with customers after 180 days and they may be placed in a training-related job, which accounts for the difference between this report and our overall performance report.

ITA Report Card for *Atlantic Technical College* Program Performance

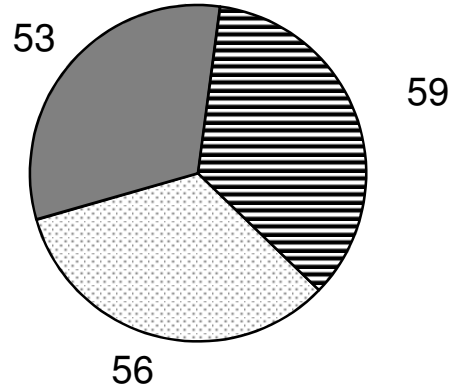


<u>Performance Breakdown by Program</u>						
Program Name	Successful Completion	Awaiting Placement	Placed	Not Placed	Place %	
Accounting Operations	2	1	1	0	100%	
Air Conditioning, Refrigeration And Heating Technology	8	0	3	5	38%	
Commercial Foods And Culinary Arts	5	1	0	4	0%	
Database Application Development & Programming	4	1	0	3	0%	
Dental Assisting Technology And Management	1	0	1	0	100%	

Performance Breakdown by Program

Program Name	Successful Completion	Awaiting Placement	Placed	Not Placed	Place %	
Electricity	2	0	1	1	50%	
Electronic Technology	2	0	0	2	0%	
Medical Administrative Specialist	4	2	0	2	0%	
Medical Assisting	2	1	0	1	0%	
Medical Coder/Biller	2	0	1	1	50%	
Practical Nursing	19	5	11	3	79%	
Web Development	1	1	0	0	N/A	
Welding Technology	3		1	2	0	1
	Successful Completion	Awaiting Placement	Placed	Not Placed		
Totals	55	13	20	22		

ITA Report Card for *Broward College* Program Performance



<u>Performance Breakdown by Program</u>					
Program Name	Successful Completion	Awaiting Placement	Placed	Not Placed	Place %
Accounting And Related Services, Ot	1	0	1	0	100%
Accounting Applications	1	0	1	0	100%
Accounting Technology	4	2	0	2	0%
Accounting Technology Management	1	0	1	0	100%
Aircraft Airframe Mechanics	3	0	0	3	0%
Aircraft Powerplant Mechanics	1	0	0	1	0%
Business Administration	10	5	0	5	0%
Business Management	1	0	0	1	0%
Comp TIA certification	1	1	0	0	N/A

Performance Breakdown by Program


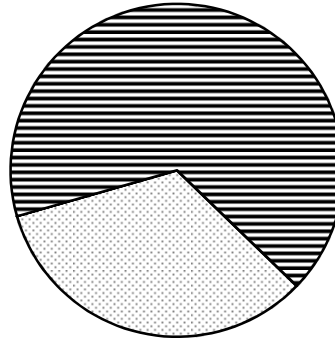
Program Name	Successful Completion	Awaiting Placement	Placed	Not Placed	Place %
Computer Information Technology	3	2	0	1	0%
Computer Programming & Analyti	1	0	0	1	0%
Computer Systems Specialist	2	2	0	0	N/A
Criminal Justice Emphasis	7	4	0	3	0%
Dental Assisting	5	1	3	1	75%
Dental Hygiene	6	1	3	2	60%
Engineering Technology	0	0	0	0	N/A
Florida 3	1	0	0	1	0%
Graphic Design Technology	3	1	1	1	50%
Health Information and Informatics Technology	2	0	0	2	0%
Information Technology Support Analyst	1	0	0	1	0%
Legal Assistant/paralegal.	1	0	0	1	0%
Medical Assisting	2	0	1	1	50%
Medical Office Management	1	0	0	1	0%
Network Enterprise Administration (MCSE)	2	0	0	2	0%
Network Server Administration MCSA	1	0	0	1	0%
Nursing	77	29	34	14	71%
Office Administration	1	0	0	1	0%
Paralegal Studies (legal Asst)	8	1	5	2	71%
Pharmacy Technician	2	1	1	0	100%
Physical Therapist Assistant	6	1	0	5	0%
Physical Therapy Technician/assista	2	2	0	0	N/A
Radiation Therapy	2	0	2	0	100%
Radiography	1	0	0	1	0%
Real Estate Commission I	1	0	0	1	0%
Registered Nursing/registered Nurse	3	1	0	2	0%
Respiratory Care	1	1	0	0	N/A
Vision Care Technology/Opticianry	1	1	0	0	N/A
Web Programming Specialist	2	0	0	2	0%

Successful Completion	Awaiting Placement	Placed	Not Placed
------------------------------	---------------------------	---------------	-------------------

Performance Breakdown by Program

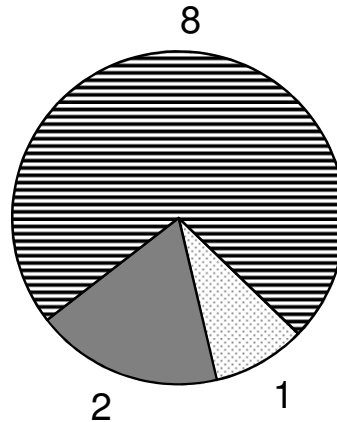
Program Name	Successful Completion	Awaiting Placement	Placed	Not Placed	Place %
Totals	168	56	53	59	

ITA Report Card for *City College* Program Performance




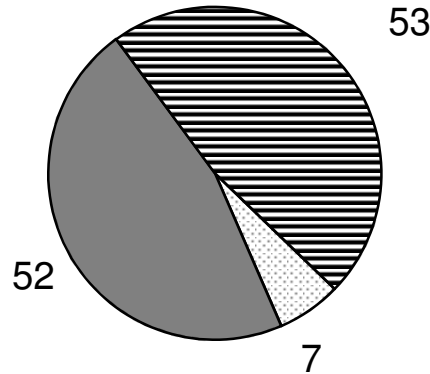
<u>Performance Breakdown by Program</u>					
Program Name	Successful Completion	Awaiting Placement	Placed	Not Placed	Place %
Broadcasting	1	0	0	1	0%
Medical Office Administration	2	1	0	1	0%
	Successful Completion	Awaiting Placement	Placed	Not Placed	
Totals	3	1	0	2	

ITA Report Card for *Concorde Career Institute* Program Performance



<u>Performance Breakdown by Program</u>					
Program Name	Successful Completion	Awaiting Placement	Placed	Not Placed	Place %
Dental Assistant	2	0	0	2	0%
Medical Assistant.	1	1	0	0	N/A
Medical Office Administration	1	0	0	1	0%
Pharmacy Technician	2	0	0	2	0%
Physical Therapist Assistant	2	0	1	1	50%
Physical Therapy Assistant	1	0	0	1	0%
Respiratory Therapy	2	0	1	1	50%
Totals	11	1	2	8	

ITA Report Card for *Florida Atlantic University* Program Performance




<u>Performance Breakdown by Program</u>					
Program Name	Successful Completion	Awaiting Placement	Placed	Not Placed	Place %
Certified Internal Auditor	1	0	0	1	0%
Certified Professional in Supply Mgmt	2	0	0	2	0%
Executive Certificate in Project Management	6	1	0	5	0%
Executive Certificate in Project Management + Six Sigma Green Belt	60	4	42	14	75%
Intro to Project Management	5	0	1	4	20%
Legal Secretary	2	0	0	2	0%
PMP Prep	5	0	1	4	20%

Performance Breakdown by Program


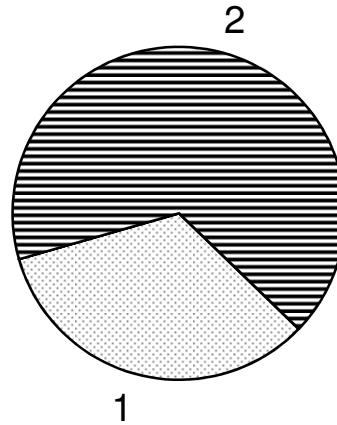
Program Name	Successful Completion	Awaiting Placement	Placed	Not Placed	Place %
PMP Prep 35 Hrs + Six Sigma Green Belt	4	0	1	3	25%
Sales and Marketing Management	4	0	0	4	0%
Six Sigma Black Belt	3	0	1	2	33%
Six Sigma Green + Black Belt	12	2	6	4	60%
Six Sigma Green Belt	7	0	0	7	0%
The Executive Certificate in Project Management	1	0	0	1	0%
	Successful Completion	Awaiting Placement	Placed	Not Placed	
Totals	112	7	52	53	

ITA Report Card for *Hope College* Program Performance



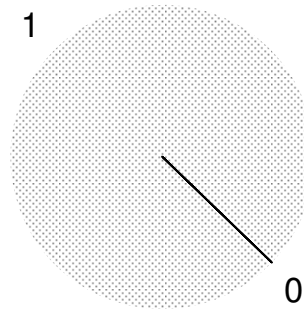
<u>Performance Breakdown by Program</u>					
Program Name	Successful Completion	Awaiting Placement	Placed	Not Placed	Place %
Nursing	1	0	0	1	0%
Totals	1	0	0	1	

ITA Report Card for *International College of Health Science* Program Performance



<u>Performance Breakdown by Program</u>					
Program Name	Successful Completion	Awaiting Placement	Placed	Not Placed	Place %
Nursing	3	1	0	2	0%
Totals	3	1	0	2	


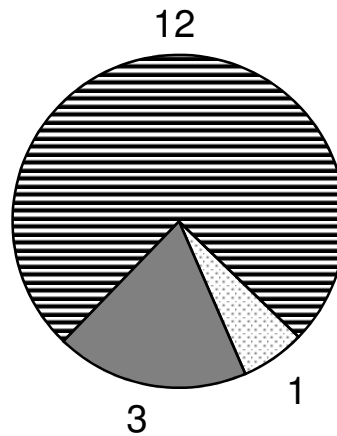
ITA Report Card for *International Institute for Health Care Professionals* Program Performance



Awaiting Placement
 Placed
 Not Placed

<u>Performance Breakdown by Program</u>					
Program Name	Successful Completion	Awaiting Placement	Placed	Not Placed	Place %
Practical Nursing	1	1	0	0	N/A
Totals	1	1	0	0	

ITA Report Card for *McFatter Technical College* Program Performance

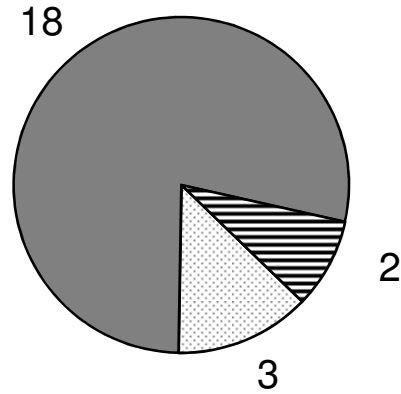


<u>Performance Breakdown by Program</u>					
Program Name	Successful Completion	Awaiting Placement	Placed	Not Placed	Place %
Accounting Operations	1	0	1	0	100%
Applied Cyber Security	1	0	0	1	0%
Applied Welding Technologies	2	0	1	1	50%
Automotive Collision Technology Technician	1	0	0	1	0%
Automotive Service Technician	1	0	0	1	0%
Drafting	1	0	0	1	0%
Medical Assisting	1	0	1	0	100%
Network Support Services (Blended Classroom/Online)	1	1	0	0	N/A
Printing & Graphic Arts	2	0	0	2	0%

Performance Breakdown by Program


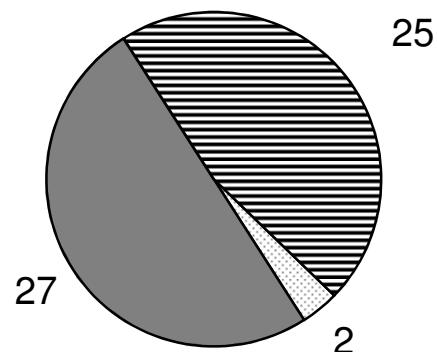
Program Name	Successful Completion	Awaiting Placement	Placed	Not Placed	Place %
Television Production	3	0	0	3	0%
Web Development	2	0	0	2	0%
Totals	16	1	3	12	

ITA Report Card for *Miami-Dade College* Program Performance




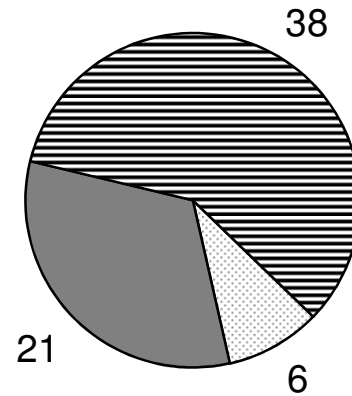
<u>Performance Breakdown by Program</u>					
Program Name	Successful Completion	Awaiting Placement	Placed	Not Placed	Place %
Nursing	23	3	18	2	90%
Totals	23	3	18	2	

ITA Report Card for *New Horizons Computer Learning Centers* Program Performance



<u>Performance Breakdown by Program</u>					
Program Name	Successful Completion	Awaiting Placement	Placed	Not Placed	Place %
Cisco Certified Network Associate (CCNA) Preparatory	11	0	10	1	91%
Help Desk	30	0	7	23	23%
Networking Professional	13	2	10	1	91%
	Successful Completion	Awaiting Placement	Placed	Not Placed	
0	54	2	27	25	

ITA Report Card for *The PC Professor* Program Performance

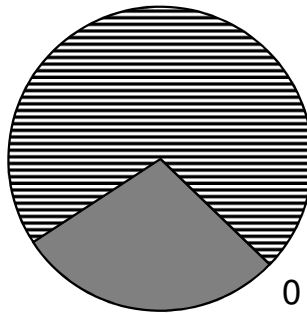


Performance Breakdown by Program

Program Name	Successful Completion	Awaiting Placement	Placed	Not Placed	Place %
Cisco Certified Network Administrator (CCNA)	2	0	1	1	50%
Computer Repair (A+/N+) 2	13	2	3	8	27%
Computer Software Applications	17	1	3	10	23%
MCDBA (microsoft Certified Database Administrator)	13	0	11	2	85%
MCITP	2	0	1	1	50%
MCSA	9	3	0	6	0%
MCSD (microsoft Certified Solutions Developer)	5	0	1	4	20%
Webmaster	7	0	1	6	14%
	Successful Completion	Awaiting Placement	Placed	Not Placed	

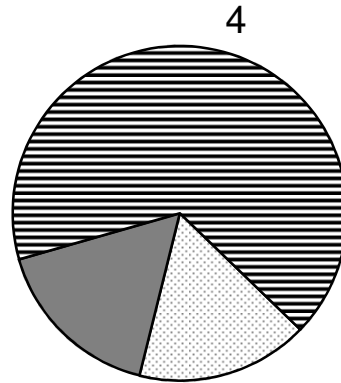
Totals	68	6	21	38
---------------	----	---	----	----

ITA Report Card for *Private Investigator Training Institute* Program Performance




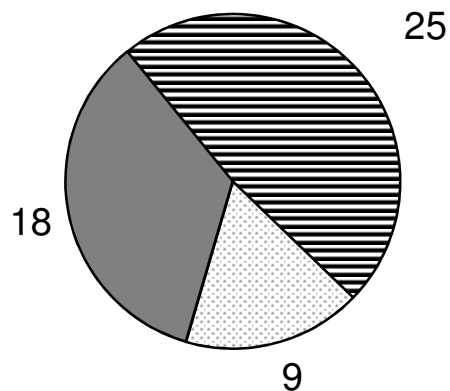
<u>Performance Breakdown by Program</u>					
Program Name	Successful Completion	Awaiting Placement	Placed	Not Placed	Place %
Professional Investigator	7	0	2	5	28.57%
Totals	7	0	2	5	

ITA Report Card for *Ruby's Academy for Health Occupations* Program Performance



<u>Performance Breakdown by Program</u>						
Program Name	Successful Completion	Awaiting Placement	Placed	Not Placed	Place %	
Medical Assistant	5	0	1	4	20%	
Practical Nursing	1	1	0	0	N/A	
Totals	6	1	1	4		

ITA Report Card for *Sheridan Technical College* Program Performance



Performance Breakdown by Program

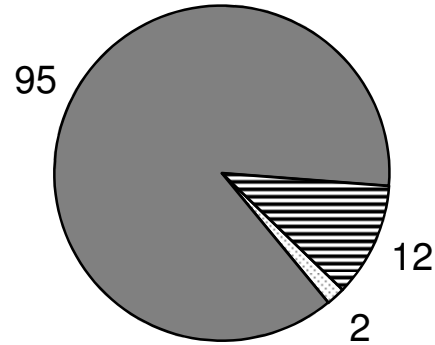
Program Name	Successful Completion	Awaiting Placement	Placed	Not Placed	Place %
Accounting Operations	1	0	0	1	0%
Air Conditioning, Refrigeration And Heating Technology	8	1	2	5	29%
Automotive Service Technology	3	0	0	3	0%
Carpentry	1	0	0	1	0%
Commercial Foods And Culinary Arts	4	0	2	2	50%
Commercial Vehicle Driving	13	2	9	2	82%
Computer Systems & Information Technology (csit)	1	0	0	1	0%
Legal Administrative Specialist	1	0	1	0	100%
Massage Therapy	1	0	1	0	100%

Performance Breakdown by Program

Program Name	Successful Completion	Awaiting Placement	Placed	Not Placed	Place %
Network Systems Administration	1	0	0	1	0%
Practical Nursing	11	4	2	5	29%
Surgical Technology	1	0	1	0	100%
Web Development (Online)	6	2	0	4	0%

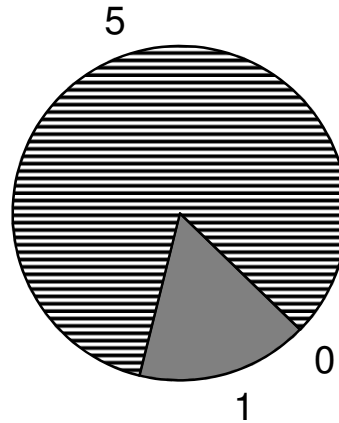
	Successful Completion	Awaiting Placement	Placed	Not Placed	
Totals	52	9	18	25	

ITA Report Card for *South Florida Academy of Air Conditioning* Program Performance



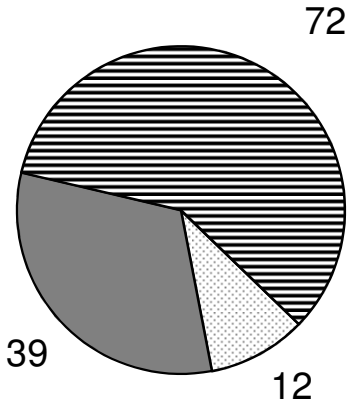
<u>Performance Breakdown by Program</u>					
Program Name	Successful Completion	Awaiting Placement	Placed	Not Placed	Place %
HVAC: Residential and Light Commercial Technician	109	2	95	12	89%
Totals	109	2	95	12	

ITA Report Card for *Sullivan & Cogliano* Program Performance



<u>Performance Breakdown by Program</u>					
Program Name	Successful Completion	Awaiting Placement	Placed	Not Placed	Place %
CCNA A+/ Network + AAL	2	0	0	2	0%
CCNA/A+Network+ AAL	1	0	0	1	0%
Helpdesk Technician/ Network +AAL	1	0	1	0	100%
Office Professional	2	0	0	2	0%
Totals	6	0	1	5	

ITA Report Card for *The Academy of South Florida* Program Performance



<u>Performance Breakdown by Program</u>					
Program Name	Successful Completion	Awaiting Placement	Placed	Not Placed	Place %
Application Architect Professional_Diploma	4	3	0	1	0%
Application Architect Program	94	7	32	55	37%
Cyber Security Professional	1	0	0	1	0%
Information Technology Professional_Diploma	5	0	3	2	60%
Project Manager Professional (Security+, Project+, and PMP)	10	1	1	8	11%
Virtualization Professional_Diploma	4	0	2	2	50%
Webmaster	5	1	1	3	25%
	Successful Completion	Awaiting Placement	Placed	Not Placed	
Totals	123	12	39	72	