



## ITA Vendor Performance Report

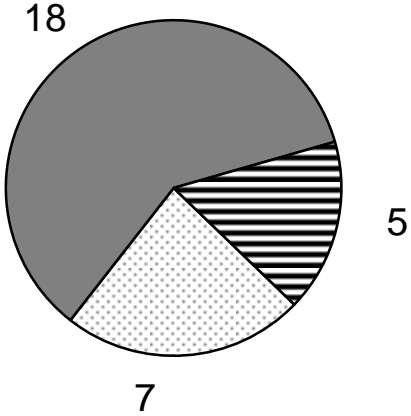
*Note: All data contained in this report is current through December 31st, 2019, with subsequent adjustments by the vendor-providers, for students graduating from ITA programs between January 1st, 2018 and December 31st, 2019. This report is subject to periodic updates as more students graduate from their programs and seek or obtain employment, and as data is further shared by the vendor-providers.*

## Definitions of Terms used in this Report

<b>Successful Completion</b>	The sum total of all students who have completed the program successfully, without failing or dropping out.
<b>Awaiting Placement</b>	The sum total of all students who have completed the program successfully and as of the run-date of this report, remain within the 180 day window to be placed, and have not yet been placed in a training related job. Note: Students who are within the 180-day window, but who have already been placed in a training related job, do not count in this number. Students placed in a non-training-related job but who are still within the 180 day window do count here, as there is still time for the provider to place them in a training related field.
<b>Placed</b>	The sum total of all students who, either while still within training, or within the 180 day window following training, were placed in a training-related job. A score of 'Pending' in this column means that no students have currently graduated and reached the end of the 180-day window for placement, or been placed early.
<b>Not Placed</b>	The sum total of all students who have exceeded the 180-day window, and were not placed in a training-related job.
<b>Place %</b>	The percentage of all placed students over the sum total of placed and not-placed students.  <i>It is important to note that only those programs which have reached 10 total students in the placed and not-placed categories -- i.e., those which have had at least 10 students graduate successfully and then count towards the denominator of the placement percentage measure -- will be at risk for retention or temporary cancellation.</i>  <i>Furthermore, a program will not show on this report if it is not currently on the ITA Training Program list or has no successful completers/graduates as of the date of the running of this report.</i>

**Note:** This is not the same as our overall Performance Report. This report looks carefully at the 180-day requirement for placement credit for the ITA Vendor and whether a placement is related to the training received. We continue to work with customers after 180 days and they may be placed in a training-related job, which accounts for the difference between this report and our overall performance report.

# ITA Report Card for *Atlantic Technical College* Program Performance


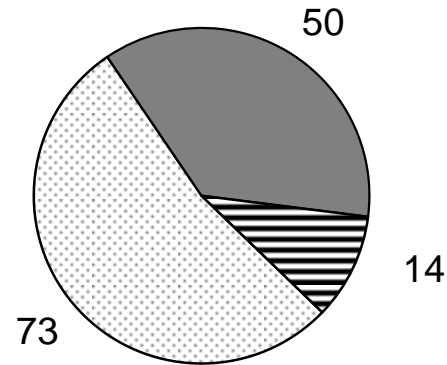


<u>Performance Breakdown by Program</u>					
Program Name	Successful Completion	Awaiting Placement	Placed	Not Placed	Place %
Accounting Operations	2	1	1	0	100%
Air Conditioning, Refrigeration And Heating Technology	2	0	2	0	100%
Commercial Foods And Culinary Arts	2	1	0	1	0%
Database Application Development & Programming	3	1	0	2	0%
Dental Assisting Technology And Management	1	0	1	0	100%

**Performance Breakdown by Program**

<b>Program Name</b>	<b>Successful Completion</b>	<b>Awaiting Placement</b>	<b>Placed</b>	<b>Not Placed</b>	<b>Place %</b>
Medical Administrative Specialist	2	2	0	0	N/A
Medical Assisting	1	0	0	1	0%
Medical Coder/Biller	1	0	1	0	100%
Practical Nursing	13	0	12	1	92%
Web Development	1	1	0	0	N/A
Welding Technology	2	1	1	0	100%
	<b>Successful Completion</b>	<b>Awaiting Placement</b>	<b>Placed</b>	<b>Not Placed</b>	
<b>Totals</b>	30	7	18	5	

## ITA Report Card for *Broward College* Program Performance



### Performance Breakdown by Program

Program Name	Successful Completion	Awaiting Placement	Placed	Not Placed	Place %
Accounting Technology	2	2	0	0	N/A
Aircraft Airframe Mechanics	3	0	0	3	0%
Business Administration	9	7	0	2	0%
Comp TIA certification	1	1	0	0	N/A
Computer Information Technology	2	2	0	0	N/A
Computer Programming & Analysis	1	0	0	1	0%
Computer Systems Analysis/Analyst	1	1	0	0	N/A
Computer Systems Specialist	3	3	0	0	N/A
Criminal Justice Emphasis	7	5	1	1	50%
Dental Assisting	4	2	1	1	50%
Dental Hygiene	1	0	1	0	100%
Engineering Technology	2	2	0	0	N/A

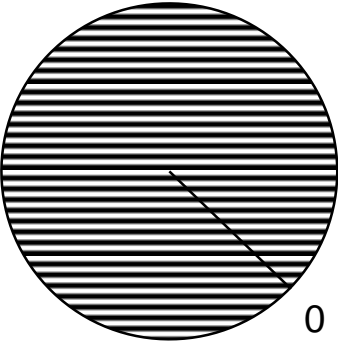
**Performance Breakdown by Program**

<b>Program Name</b>	<b>Successful Completion</b>	<b>Awaiting Placement</b>	<b>Placed</b>	<b>Not Placed</b>	<b>Place %</b>
Graphic Design Technology	5	3	1	1	50%

**Performance Breakdown by Program**

<b>Program Name</b>	<b>Successful Completion</b>	<b>Awaiting Placement</b>	<b>Placed</b>	<b>Not Placed</b>	<b>Place %</b>
Health Information and Informatics Technology	2	2	0	0	N/A
Information Technology Support Analyst	1	0	0	1	0%
Network Enterprise Administration (MCSE)	1	0	0	1	0%
Network Server Administration MCSA	1	0	1	0	100%
Nursing	75	31	41	3	93%
Office Administration	2	2	0	0	N/A
Paralegal Studies (legal Asst)	4	1	3	0	100%
Pharmacy Technician	1	1	0	0	N/A
Physical Therapist Assistant	1	1	0	0	N/A
Physical Therapy Technician/assista	2	2	0	0	N/A
Radiation Therapy	1	0	1	0	100%
Radiography	1	1	0	0	N/A
Registered Nursing/registered Nurse	1	1	0	0	N/A
Respiratory Care	2	2	0	0	N/A
Vision Care Technology/Opticianry	1	1	0	0	N/A
	<b>Successful Completion</b>	<b>Awaiting Placement</b>	<b>Placed</b>	<b>Not Placed</b>	
<b>Totals</b>	137	73	50	14	

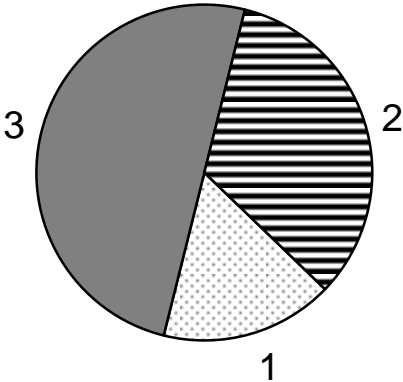
# ITA Report Card for *City College* Program Performance



<u>Performance Breakdown by Program</u>					
Program Name	Successful Completion	Awaiting Placement	Placed	Not Placed	Place %
Medical Office Administration	1	0	0	1	0%
	Successful Completion	Awaiting Placement	Placed	Not Placed	
	Totals	1	0	1	

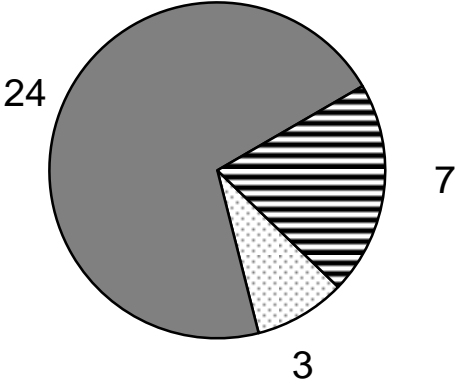


# ITA Report Card for *Concorde Career Institute* Program Performance



<u>Performance Breakdown by Program</u>					
Program Name	Successful Completion	Awaiting Placement	Placed	Not Placed	Place %
Medical Assistant.	1	1	0	0	N/A
Physical Therapist Assistant	2	0	1	1	50%
Physical Therapy Assistant	1	0	0	1	0%
Respiratory Therapy	2	0	2	0	100%
	Successful Completion	Awaiting Placement	Placed	Not Placed	
<b>Totals</b>	6	1	3	2	

# ITA Report Card for *Florida Atlantic University* Program Performance

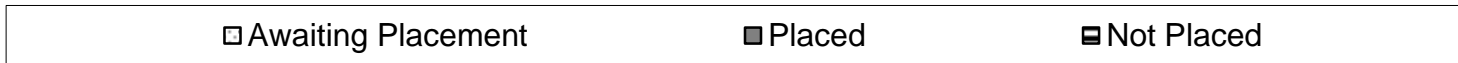
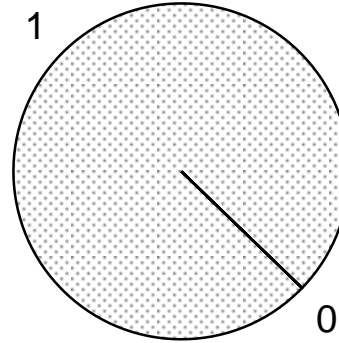


<u>Performance Breakdown by Program</u>						
Program Name	Successful Completion	Awaiting Placement	Placed	Not Placed	Place %	
Executive Certificate in Project Management	2	2	0	0	N/A	
Executive Certificate in Project Management + Six Sigma Green Belt	21	1	17	3	85%	
PMP Prep	2	0	0	2	0%	
PMP Prep 35 Hrs + Six Sigma Green Belt	1	0	1	0	100%	

**Performance Breakdown by Program**

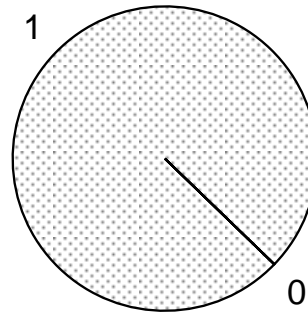
<b>Program Name</b>	<b>Successful Completion</b>	<b>Awaiting Placement</b>	<b>Placed</b>	<b>Not Placed</b>	<b>Place %</b>
Sales and Marketing Management	1	0	0	1	0%
Six Sigma Green + Black Belt	7	0	6	1	86%
<b>Totals</b>	<b>34</b>	<b>3</b>	<b>24</b>	<b>7</b>	

## ITA Report Card for *International College of Health Science* Program Performance



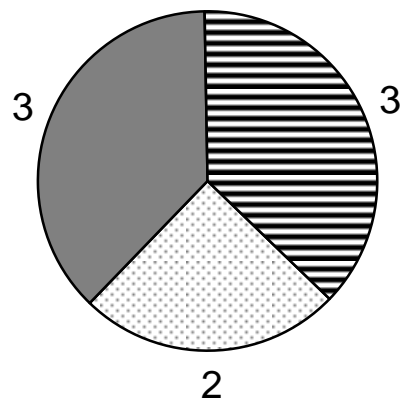
<u>Performance Breakdown by Program</u>					
Program Name	Successful Completion	Awaiting Placement	Placed	Not Placed	Place %
Nursing	1	1	0	0	N/A
	Successful Completion	Awaiting Placement	Placed	Not Placed	
	Totals	1	1	0	0

## ITA Report Card for *International Institute for Health Care Professionals* Program Performance



<u>Performance Breakdown by Program</u>					
Program Name	Successful Completion	Awaiting Placement	Placed	Not Placed	Place %
Practical Nursing	1	1	0	0	N/A
	Successful Completion	Awaiting Placement	Placed	Not Placed	
<b>Totals</b>	1	1	0	0	

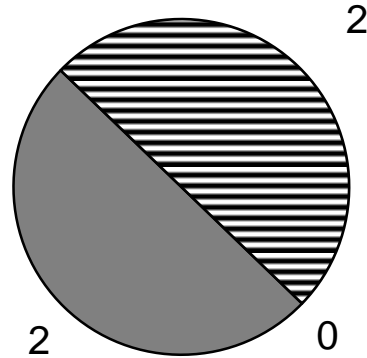
## ITA Report Card for *McFatter Technical College* Program Performance



### Performance Breakdown by Program

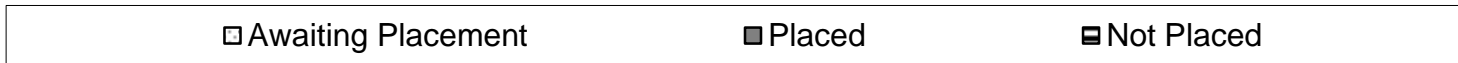
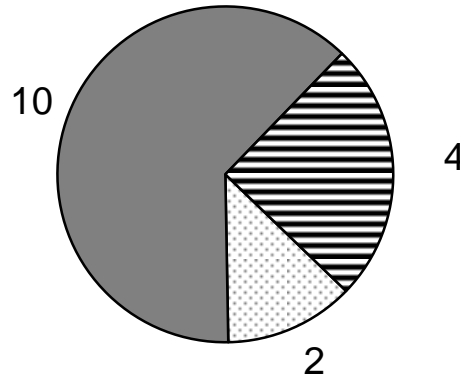
Program Name	Successful Completion	Awaiting Placement	Placed	Not Placed	Place %
Applied Welding Technologies	2	0	2	0	100%
Network Support Services (Blended Classroom/Online)	1	1	0	0	N/A
Pharmacy Technician	1	0	1	0	100%
Printing & Graphic Arts	1	0	0	1	0%
Television Production	1	0	0	1	0%
Web Development	2	1	0	1	0%
<b>Totals</b>	<b>8</b>	<b>2</b>	<b>3</b>	<b>3</b>	

## ITA Report Card for *Miami-Dade College* Program Performance



<u>Performance Breakdown by Program</u>					
Program Name	Successful Completion	Awaiting Placement	Placed	Not Placed	Place %
Medical Laboratory Technician	1	0	1	0	100%
Nursing	7	3	4	0	100%
Registered Nursing	4	0	2	2	50%
<b>Totals</b>	<b>4</b>	<b>0</b>	<b>2</b>	<b>2</b>	


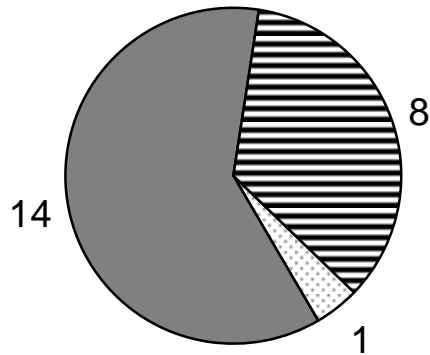
## ITA Report Card for *New Horizons Computer Learning Centers* Program Performance



<u>Performance Breakdown by Program</u>					
Program Name	Successful Completion	Awaiting Placement	Placed	Not Placed	Place %
Cisco Certified Network Associate (CCNA) Preparatory	1	0	1	0	100%
Help Desk	11	0	8	3	73%
Networking Professional	4	2	1	1	50%
	Successful Completion	Awaiting Placement	Placed	Not Placed	
0	16	2	10	4	

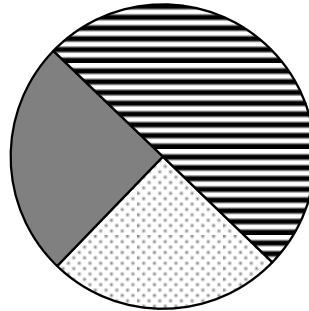


## ITA Report Card for *The PC Professor* Program Performance



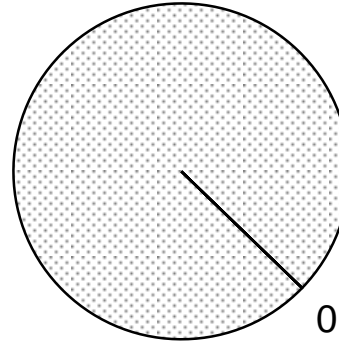
<u>Performance Breakdown by Program</u>					
Program Name	Successful Completion	Awaiting Placement	Placed	Not Placed	Place %
Cisco Certified Network Administrator (CCNA)	1	0	1	0	100%
Computer Repair (A+/N+) 2	4	0	2	2	50%
Computer Software Applications (Bundle of 5)	8	0	5	3	63%
MCDBA (microsoft Certified Database Administrator)	4	0	2	2	50%
MCSA	4	1	3	0	100%
MCSD (microsoft Certified Solutions Developer)	2	0	1	1	50%
	Successful Completion	Awaiting Placement	Placed	Not Placed	
<b>Totals</b>	23	1	14	8	

## ITA Report Card for *Private Investigator Training Institute* Program Performance



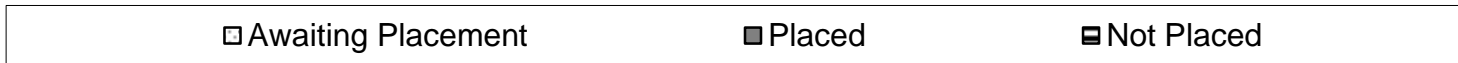
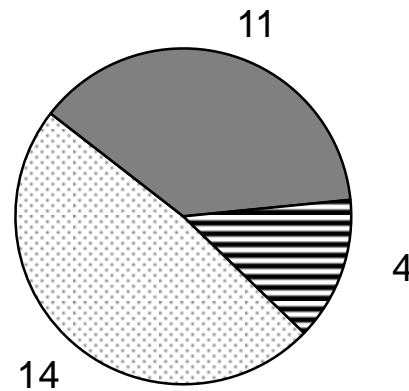
<u>Performance Breakdown by Program</u>					
Program Name	Successful Completion	Awaiting Placement	Placed	Not Placed	Place %
Professional Investigator	4	1	1	2	33.33%
	Successful Completion	Awaiting Placement	Placed	Not Placed	
<b>Totals</b>	4	1	1	2	

## ITA Report Card for *Ruby's Academy for Health Occupations* Program Performance



<u>Performance Breakdown by Program</u>					
Program Name	Successful Completion	Awaiting Placement	Placed	Not Placed	Place %
Practical Nursing	1	1	0	0	N/A
<b>Totals</b>					
	1	1	0	0	

## ITA Report Card for *Sheridan Technical College* Program Performance



### Performance Breakdown by Program

Program Name	Successful Completion	Awaiting Placement	Placed	Not Placed	Place %
Air Conditioning, Refrigeration And Heating Technology	4	3	1	0	100%
Automotive Service Technology	1	0	1	0	100%
Commercial Foods And Culinary Arts	1	0	1	0	100%
Commercial Vehicle Driving	9	2	5	2	71%
Legal Administrative Specialist	1	1	0	0	N/A
Network Systems Administration	1	1	0	0	N/A
Practical Nursing	8	5	3	0	100%
Web Development (Online)	4	2	0	2	0%

**Performance Breakdown by Program**

**Program Name**

**Successful  
Completion  
Successful  
Completion**

**Awaiting  
Placement  
Awaiting  
Placement**

**Placed  
Placed**

**Not  
Placed  
Not  
Placed**

**Place %**

**Totals**


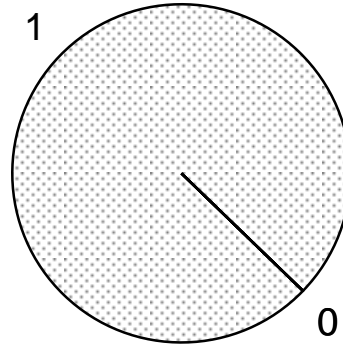
29

14

11

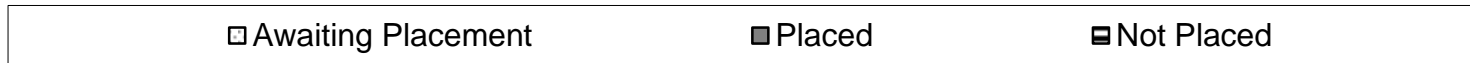
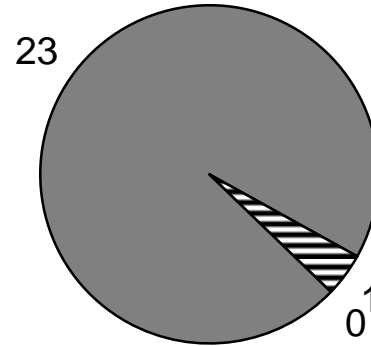
4

## ITA Report Card for *Southeastern College* Program Performance



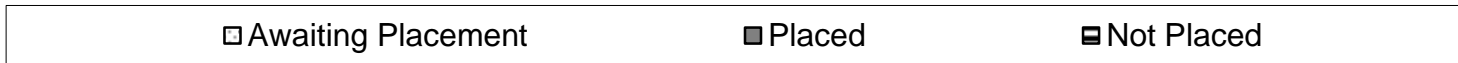
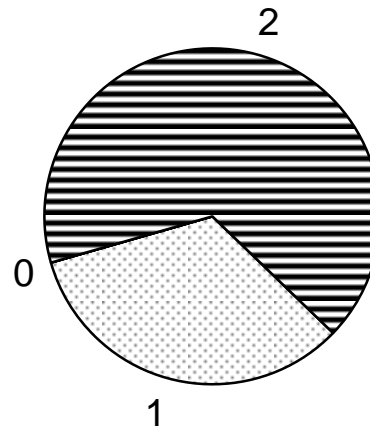
<u>Performance Breakdown by Program</u>					
Program Name	Successful Completion	Awaiting Placement	Placed	Not Placed	Place %
Registeren Nurse Bridge Program	1	1	0	0	N/A
<b>Totals</b>	1	1	0	0	

## ITA Report Card for *South Florida Academy of Air Conditioning* Program Performance



<u>Performance Breakdown by Program</u>					
Program Name	Successful Completion	Awaiting Placement	Placed	Not Placed	Place %
HVAC: Residential and Light Commercial Technician	24	0	23	1	96%
<b>Totals</b>	24	0	23	1	

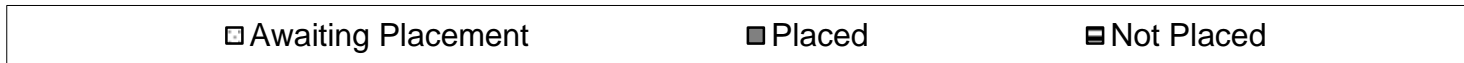
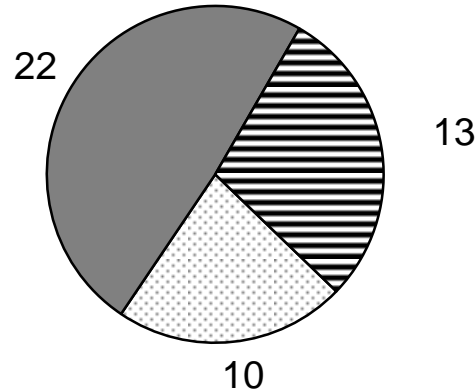
## ITA Report Card for *Sullivan & Cogliano* Program Performance



<u>Performance Breakdown by Program</u>					
Program Name	Successful Completion	Awaiting Placement	Placed	Not Placed	Place %
CCNA A+/ Network + AAL	2	0	0	2	0%
Office Professional	1	1	0	0	N/A
	Successful Completion	Awaiting Placement	Placed	Not Placed	
	<b>Totals</b>	3	1	0	2



## ITA Report Card for *The Academy of South Florida* Program Performance



<u>Performance Breakdown by Program</u>					
Program Name	Successful Completion	Awaiting Placement	Placed	Not Placed	Place %
Application Architect Professional_Diploma	3	3	0	0	N/A
Application Architect Program	30	5	16	9	64%
Project Manager Professional (Security+, Project+, and PMP)	4	1	3	0	100%
Virtualization Professional_Diploma	2	0	0	2	0%
Webmaster	6	1	3	2	60%
<b>Totals</b>	<b>45</b>	<b>10</b>	<b>22</b>	<b>13</b>	