



## ITA Vendor Performance Report

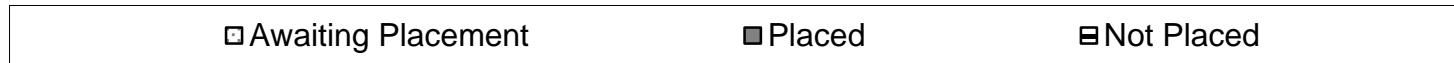
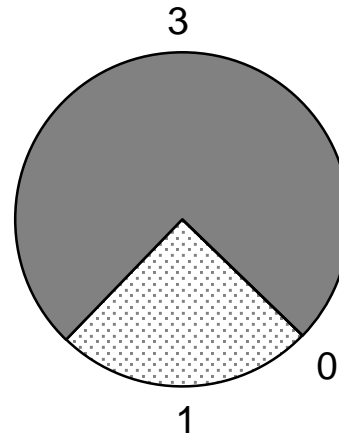
*Note: All data contained in this report is current through Dec 31, 2020, with subsequent adjustments by the vendor-providers, for students graduating from ITA programs between Jan 1, 2019 and Dec 31, 2020. This report is subject to periodic updates as more students graduate from their programs and seek or obtain employment, and as data is further shared by the vendor-providers.*

## Definitions of Terms used in this Report

<b>Successful Completion</b>	The sum total of all students who have completed the program successfully, without failing or dropping out.
<b>Awaiting Placement</b>	The sum total of all students who have completed the program successfully and as of the run-date of this report, remain within the 180 day window to be placed, and have not yet been placed in a training related job. Note: Students who are within the 180-day window, but who have already been placed in a training related job, do not count in this number. Students placed in a non-training-related job but who are still within the 180 day window do count here, as there is still time for the provider to place them in a training related field.
<b>Placed</b>	The sum total of all students who, either while still within training, or within the 180 day window following training, were placed in a training-related job. A score of 'Pending' in this column means that no students have currently graduated and reached the end of the 180-day window for placement, or been placed early.
<b>Not Placed</b>	The sum total of all students who have exceeded the 180-day window, and were not placed in a training-related job.
<b>Place %</b>	The percentage of all placed students over the sum total of placed and not-placed students.
	<p><i>It is important to note that only those programs which have reached 10 total students in the placed and not-placed categories -- i.e., those which have had at least 10 students graduate successfully and then count towards the denominator of the placement percentage measure -- will have recommendations made on them to the board for possible retention or temporary cancellation.</i></p> <p><i>Furthermore, a program will not show on this report if it is not currently on the ITA Training Program list or has no successful completers/graduates as of the date of the running of this report.</i></p>

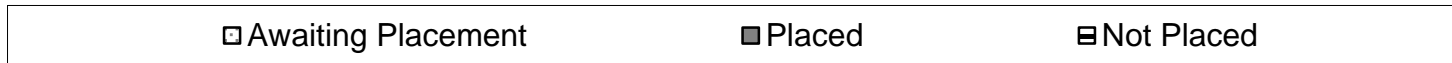
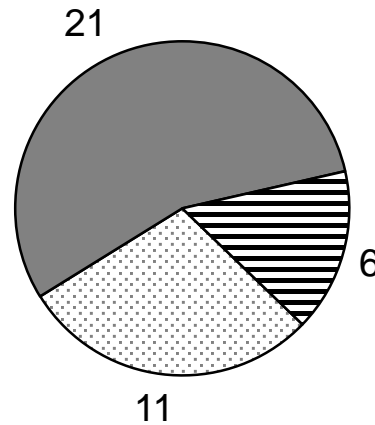
**Note:** This is not the same as our overall Performance Report. This report looks carefully at the 180-day requirement for placement credit for the ITA Vendor and whether a placement is related to the training received. We continue to work with customers after 180 days and they may be placed in a training-related job, which accounts for the difference between this report and our overall performance report.

## ITA Report Card for *AAA School Of Dental Assisting* Program Performance



<u>Performance Breakdown by Program</u>					
Program Name	Successful Completion	Awaiting Placement	Placed	Not Placed	Place %
Entry Level Dental Assisting With Expanded Functions	4	1	3	0	100%
<b>Totals</b>	4	1	3	0	

## ITA Report Card for *Atlantic Technical College* Program Performance



### Performance Breakdown by Program

Program Name	Successful Completion	Awaiting Placement	Placed	Not Placed	Place %
Administrative Office Specialist	2	1	0	1	0%
Air Conditioning, Refrigeration And Heating Technology	1	0	0	1	0%
Dental Assisting Technology And Management	1	0	1	0	100%
Hemodialysis Technician	1	1	0	0	N/A
Medical Administrative Specialist	1	1	0	0	N/A
Medical Coder/Biller	5	3	1	1	50%
Pharmacy Technician	1	1	0	0	N/A
Practical Nursing	26	4	19	3	86%

**Performance Breakdown by Program**

**Program Name**

**Successful  
Completion  
Successful  
Completion**

**Awaiting  
Placement  
Awaiting  
Placement**

**Placed  
Placed**

**Not  
Placed  
Not  
Placed**

**Place %**

**Totals**

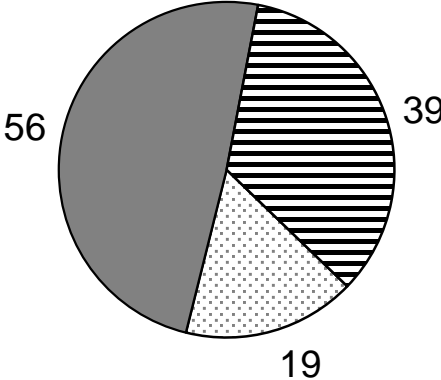
**38**

**11**

**21**

**6**

# ITA Report Card for *Broward College* Program Performance

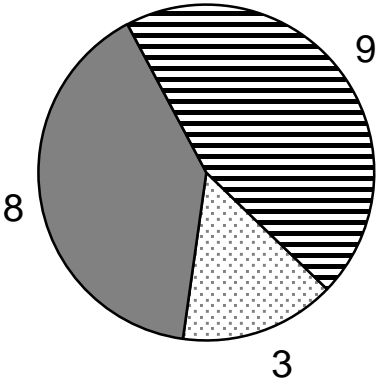


<u>Performance Breakdown by Program</u>					
Program Name	Successful Completion	Awaiting Placement	Placed	Not Placed	Place %
Accounting Technology	1	1	0	0	N/A
Accounting Technology Operations	1	0	0	1	0%
Business Administration	7	4	0	3	0%
Business Management	1	0	0	1	0%
Certified Associate in Project Management (CAPM)	2	0	0	2	0%
Comp TIA certification	1	0	0	1	0%
Computer Information Technology (AS)	1	1	0	0	N/A
Criminal Justice Emphasis	4	1	1	2	33%
Dental Assisting	5	0	2	3	40%
Dental Hygiene	7	0	6	1	86%
Diagnostic Medical Sonography	3	2	0	1	0%
Engineering Technology	2	1	0	1	0%

**Performance Breakdown by Program**

<b>Program Name</b>	<b>Successful Completion</b>	<b>Awaiting Placement</b>	<b>Placed</b>	<b>Not Placed</b>	<b>Place %</b>
Florida 2	1	1	0	0	N/A
Graphic Design Technology	3	1	1	1	50%
Information Technology Support Analyst	1	0	0	1	0%
Medical Assisting	3	0	3	0	100%
Medical Billing and Coding	2	1	0	1	0%
Medical Office Management	1	0	0	1	0%
Network Server Administration MCSA	1	0	0	1	0%
Networking System Technology	1	0	1	0	100%
Nursing	43	1	32	10	76%
Office Management Technical Certificate	1	0	0	1	0%
Paralegal Studies (legal Asst)	2	0	0	2	0%
Pharmacy Technician	2	1	1	0	100%
Physical Therapist Assistant	7	1	4	2	67%
Physical Therapy Technician/assista	1	1	0	0	N/A
Radiation Therapy	1	0	1	0	100%
Radiography	2	0	1	1	50%
Respiratory Care	3	1	1	1	50%
Six Sigma Black Belt	1	0	1	0	100%
Supervision and Management BS	1	1	0	0	N/A
Vision Care Technology/Opticianry	2	0	1	1	50%
	<b>Successful Completion</b>	<b>Awaiting Placement</b>	<b>Placed</b>	<b>Not Placed</b>	
<b>Totals</b>	114	19	56	39	

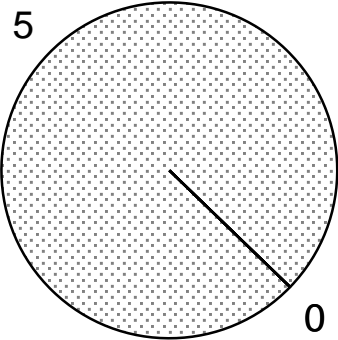
# ITA Report Card for *Concorde Career College* Program Performance



<u>Performance Breakdown by Program</u>					
Program Name	Successful Completion	Awaiting Placement	Placed	Not Placed	Place %
Dental Assistant	5	0	4	1	80%
Medical Assistant.	1	0	0	1	0%
Occupational Therapy Assistant	2	0	1	1	50%
Pharmacy Technician	6	2	2	2	50%
Respiratory Therapy	6	1	1	4	20%
	Successful Completion	Awaiting Placement	Placed	Not Placed	
<b>Totals</b>	20	3	8	9	

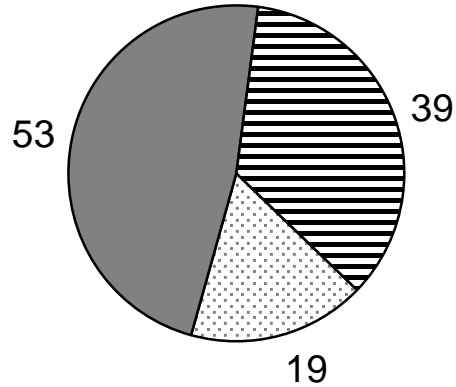


# ITA Report Card for *Connecticut School of Broadcasting* Program Performance



<u>Performance Breakdown by Program</u>					
Program Name	Successful Completion	Awaiting Placement	Placed	Not Placed	Place %
Social Media Marketing Specialist	5	5	0	0	N/A
	Successful Completion	Awaiting Placement	Placed	Not Placed	
	Totals	5	5	0	0

## ITA Report Card for *Florida Atlantic University* Program Performance

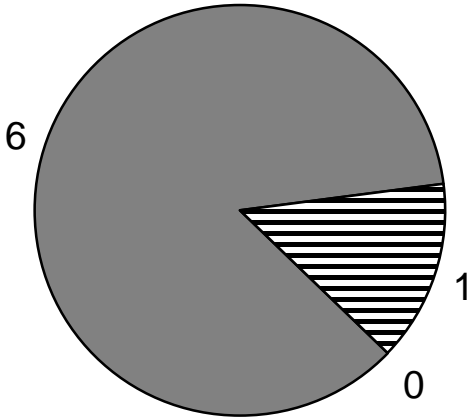


<u>Performance Breakdown by Program</u>					
Program Name	Successful Completion	Awaiting Placement	Placed	Not Placed	Place %
Executive Certificate in Project Management	15	1	10	4	71%
Executive Certificate in Project Management + Six Sigma Green Belt	55	9	33	13	72%
Human Resource Management	3	2	0	1	0%
Intro to Project Management	1	0	0	1	0%
Paralegal/Legal Assistant Certificate Program	3	1	0	2	0%
PHR/SPHR Exam Preparation	12	3	7	2	78%
PMP Prep 35 Hrs + Six Sigma Green Belt	6	1	1	4	20%
Sales and Marketing Management	1	1	0	0	N/A
Six Sigma Black Belt	1	0	0	1	0%

**Performance Breakdown by Program**


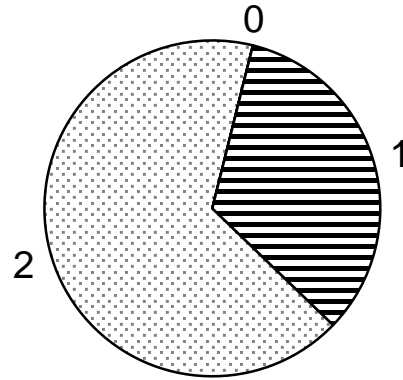
<b>Program Name</b>	<b>Successful Completion</b>	<b>Awaiting Placement</b>	<b>Placed</b>	<b>Not Placed</b>	<b>Place %</b>
Six Sigma Green + Black Belt	6	0	1	5	17%
Six Sigma Green Belt	8	1	1	6	14%
	<b>Successful Completion</b>	<b>Awaiting Placement</b>	<b>Placed</b>	<b>Not Placed</b>	
<b>Totals</b>	111	19	53	39	

## ITA Report Card for *Jersey College* Program Performance




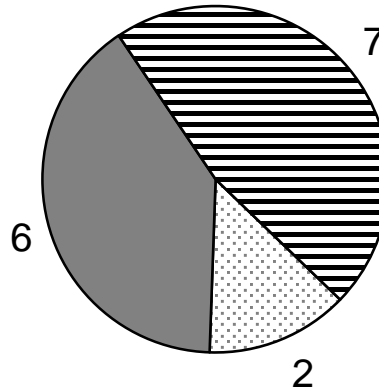
<u>Performance Breakdown by Program</u>					
Program Name	Successful Completion	Awaiting Placement	Placed	Not Placed	Place %
Professional Nursing	1	0	1	0	100%
Professional Nursing (LPN to RN Bridge)	2	0	2	0	100%
Professional Nursing (RN)	4	0	3	1	75%
	Successful Completion	Awaiting Placement	Placed	Not Placed	
<b>Totals</b>	7	0	6	1	

## ITA Report Card for *McDougle Technical Institute* Program Performance



<u>Performance Breakdown by Program</u>					
Program Name	Successful Completion	Awaiting Placement	Placed	Not Placed	Place %
Instructor Training	1	1	0	0	N/A
Massage Therapy	2	1	0	1	0%
	Successful Completion	Awaiting Placement	Placed	Not Placed	
	Totals	3	2	0	1

## ITA Report Card for *McFatter Technical College* Program Performance




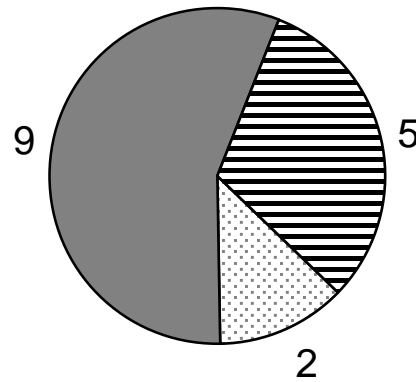
### Performance Breakdown by Program

Program Name	Successful Completion	Awaiting Placement	Placed	Not Placed	Place %
Accounting Operations	2	0	1	1	50%
Applied Cyber Security	1	0	0	1	0%
Automotive Collision Technology Technician	1	0	0	1	0%
Fire Fighter I and II	1	0	0	1	0%
Java Development & Programming	1	0	1	0	100%
Optometric Assisting	1	0	0	1	0%
Pharmacy Technician	1	0	1	0	100%
Practical Nursing	3	1	2	0	100%
Television Production Technology	2	0	1	1	50%
Web Development	2	1	0	1	0%
	<b>Successful Completion</b>	<b>Awaiting Placement</b>	<b>Placed</b>	<b>Not Placed</b>	

**Performance Breakdown by Program**

Program Name		Successful Completion	Awaiting Placement	Placed	Not Placed	Place %
	Totals	15	2	6	7	

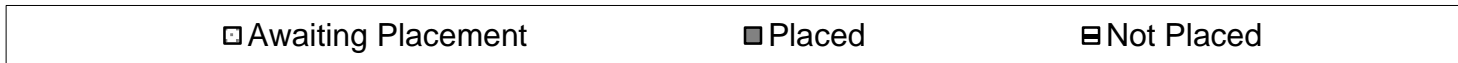
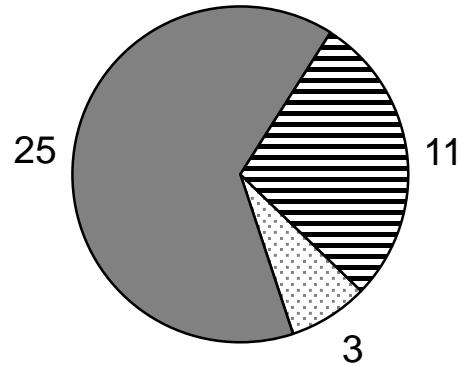
## ITA Report Card for *Miami-Dade College* Program Performance



<u>Performance Breakdown by Program</u>					
Program Name	Successful Completion	Awaiting Placement	Placed	Not Placed	Place %
Medical Laboratory Technician	1	0	0	1	0%
Nursing	2	0	1	1	50%
Registered Nursing	10	0	7	3	70%
Registered Nursing AS	3	2	1	0	100%
	Successful Completion	Awaiting Placement	Placed	Not Placed	
<b>Totals</b>	16	2	9	5	



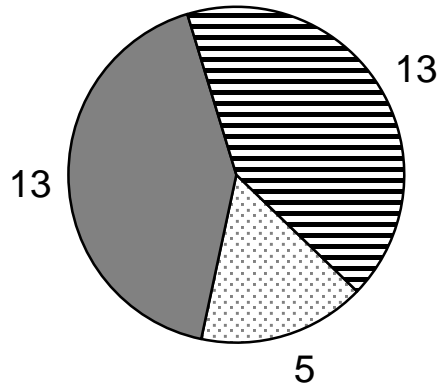
## ITA Report Card for *New Horizons Computer Learning Centers* Program Performance



### Performance Breakdown by Program

Program Name	Successful Completion	Awaiting Placement	Placed	Not Placed	Place %
Help Desk	1	0	0	1	0%
Networking Professional	13	0	9	4	69%
Networking Security Professional	24	3	16	5	76%
System Security Preparatory	1	0	0	1	0%
	Successful Completion	Awaiting Placement	Placed	Not Placed	
	39	3	25	11	

## ITA Report Card for *The PC Professor* Program Performance



□ Awaiting Placement

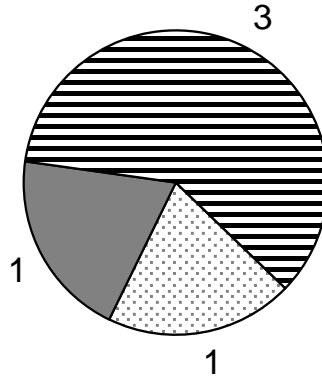
■ Placed

▨ Not Placed

### Performance Breakdown by Program

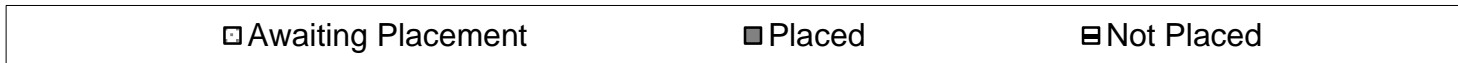
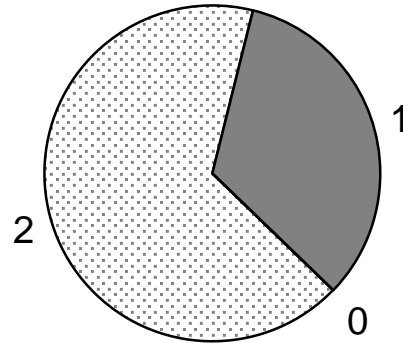
Program Name	Successful Completion	Awaiting Placement	Placed	Not Placed	Place %
Computer Maintenance Technology	1	1	0	0	N/A
Computer Software Applications (Bundle of 3)	6	1	1	4	20%
MCDBA (microsoft Certified Database Administrator)	6	0	2	4	33%
Mcdba Preparatory (microsoft Certified Database Administrator)	1	0	0	1	0%
MCSA	15	1	10	4	71%
Web Developer	2	2	0	0	N/A
<b>Totals</b>	<b>31</b>	<b>5</b>	<b>13</b>	<b>13</b>	

## ITA Report Card for *Private Investigator Training Institute* Program Performance



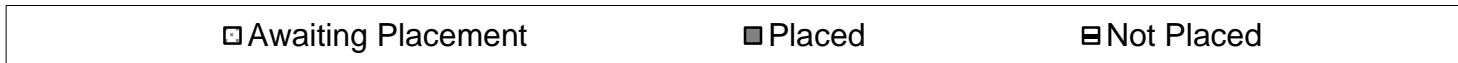
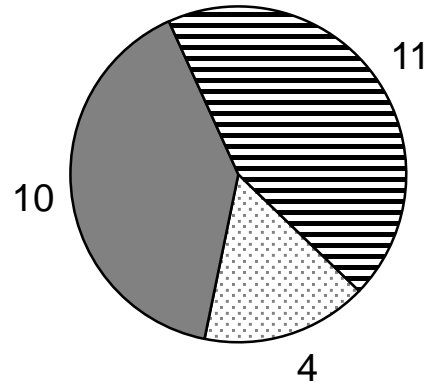
<u>Performance Breakdown by Program</u>					
Program Name	Successful Completion	Awaiting Placement	Placed	Not Placed	Place %
Professional Investigator	5	1	1	3	25.00%
<b>Totals</b>	5	1	1	3	

## ITA Report Card for *Ruby's Academy for Health Occupations* Program Performance



<u>Performance Breakdown by Program</u>					
Program Name	Successful Completion	Awaiting Placement	Placed	Not Placed	Place %
Medical Assistant	1	0	1	0	100%
Practical Nursing	2	2	0	0	N/A
	Successful Completion	Awaiting Placement	Placed	Not Placed	
	Totals	3	2	1	0

## ITA Report Card for *Sheridan Technical College* Program Performance



### Performance Breakdown by Program

Program Name	Successful Completion	Awaiting Placement	Placed	Not Placed	Place %
Administrative Office Specialist (online)	1	0	0	1	0%
Commercial Vehicle Driving	8	1	5	2	71%
Electricity	1	0	0	1	0%
General Motors	1	1	0	0	N/A
Network Support Services (Cisco CCNA)	1	0	0	1	0%
Network Systems Administration	1	1	0	0	N/A
Practical Nursing	9	1	4	4	50%
Professional Culinary Arts and Hospitality	1	0	1	0	100%
Web Development (Online)	2	0	0	2	0%

**Performance Breakdown by Program**

**Program Name**

**Successful  
Completion  
Successful  
Completion**

**Awaiting  
Placement  
Awaiting  
Placement**

**Placed  
Placed**

**Not  
Placed  
Not  
Placed**

**Place %**

**Totals**

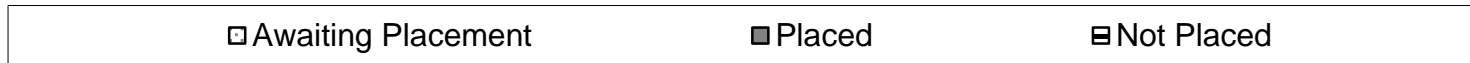
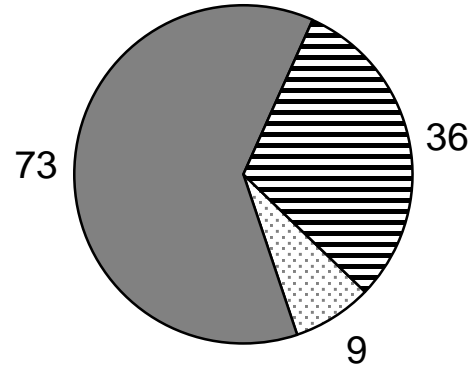
**25**

**4**

**10**

**11**

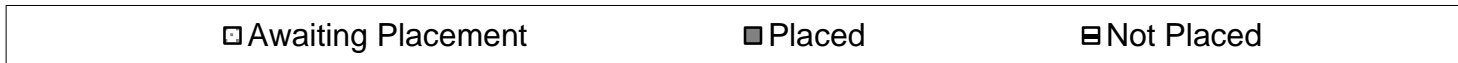
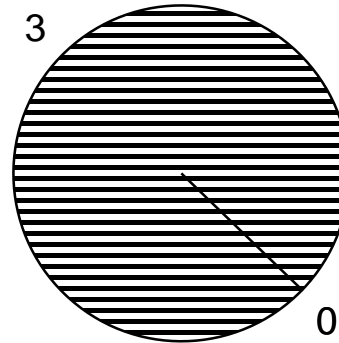
## ITA Report Card for *South Florida Academy of Air Conditioning* Program Performance



### Performance Breakdown by Program

Program Name	Successful Completion	Awaiting Placement	Placed	Not Placed	Place %
Hvac Maintenance Technician	1	0	1	0	100%
HVAC Residential & Lt. Commercial Tech.	117	9	72	36	67%
<b>Totals</b>	<b>118</b>	<b>9</b>	<b>73</b>	<b>36</b>	


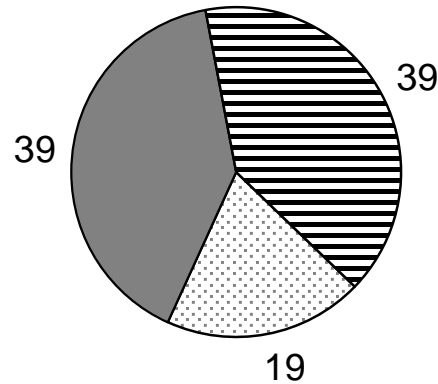
## ITA Report Card for *Southeastern College* Program Performance



<u>Performance Breakdown by Program</u>					
Program Name	Successful Completion	Awaiting Placement	Placed	Not Placed	Place %
Nursing AS	2	0	0	2	0%
Practical Nurse	1	0	0	1	0%
	Successful Completion	Awaiting Placement	Placed	Not Placed	
	Totals	3	0	0	3



## ITA Report Card for *The Academy of South Florida* Program Performance



### Performance Breakdown by Program

Program Name	Successful Completion	Awaiting Placement	Placed	Not Placed	Place %
Application Architect Program	4	0	0	4	0%
Business Analyst	10	2	5	3	63%
Cloud and Network Security Administrator	63	11	27	25	52%
Cyber Security Professional	7	4	1	2	33%
Full Stack Web Developer Test Prep	11	2	5	4	56%
Helpdesk Technician	1	0	1	0	100%
Webmaster	1	0	0	1	0%
<b>Totals</b>	<b>97</b>	<b>19</b>	<b>39</b>	<b>39</b>	